

The Astro logo, featuring the word 'astro' in a lowercase, sans-serif font with a small red star above the letter 'i'.

A40

+ MIXAMP™ M80
INSTRUCTION MANUAL



Designed for professionals but fit for any gamer, ASTRO Gaming's A40 +MixAmp™ M80 provides long-lasting comfort and ease of control, so you can play your way. Most importantly, the A40 delivers unparalleled sound with incredible clarity, allowing you to hear even the subtlest aspects of your game's soundscape. The unidirectional microphone may be worn on either side of the headset, and offers superior vocal communication, clearly capturing your voice without picking up any background noise. You can even decorate your A40 headset by taking advantage of the customizable magnetic speaker tags.



The MixAmp™ M80 easily attaches to your Xbox One controller, giving you the power to adjust your game-to-voice balance, choose an EQ mode, or adjust your volume without ever taking your hands off the controls.

CONGRATULATIONS ON YOUR SOUND INVESTMENT.



A40 + MIXAMP™ M80
MADE FOR XBOX ONE
GAME AND VOICE BALANCE



PACKAGE CONTENTS

Contents

So... you've breached the boxy exterior, and you're working your way along the inside. You'll find that your A40 + MixAmp™ M80 comes bundled with some cables, each has a purpose that's suited to your method of gameplay.



A40 HEADSET ▾



DETACHABLE MICROPHONE ▾



SPEAKER TAGS ▾



MIXAMP™ M80 ▾



MICRO-USB CABLE ▾

For updating the Xbox one controller



AUDIO CABLE ▾

SYSTEM CONFIGURATION // XBOX ONE

1



*POWER ON

Power on Xbox One.

2



Plug controller into Xbox One via 0.5M USB Cable.

3



Make sure the Xbox One and Xbox One Controller are up-to-date with the latest firmware.

4



Mount MixAmp™ M80 to Controller.

5



Plug MixAmp™ M80 into A40, the MixAmp™ M80 and Xbox One are plug and play. No additional setup or settings required.

6



That's it! Your A40 and Xbox One are set up and ready to game.

MIXAMP™ M80 LED BEHAVIOR



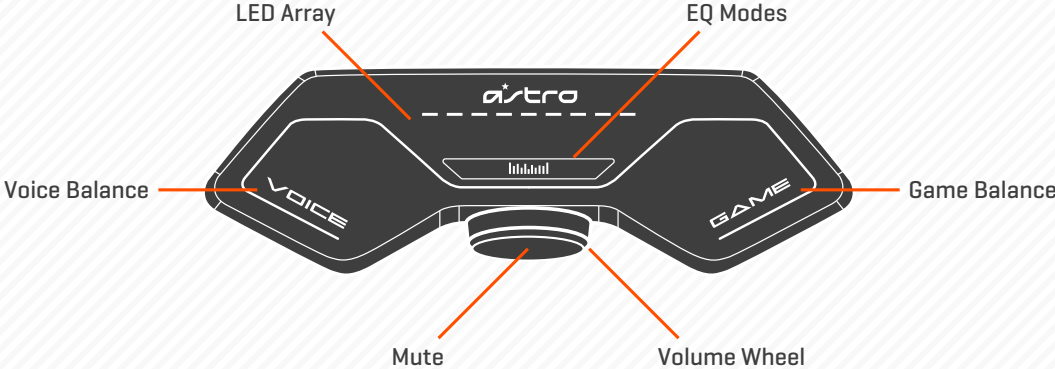
LED Array will fill up according to Volume.



One LED will light up according to
Game / Voice Balance.



Several LEDs will light up on the left,
middle and right indicating the selected EQ mode.



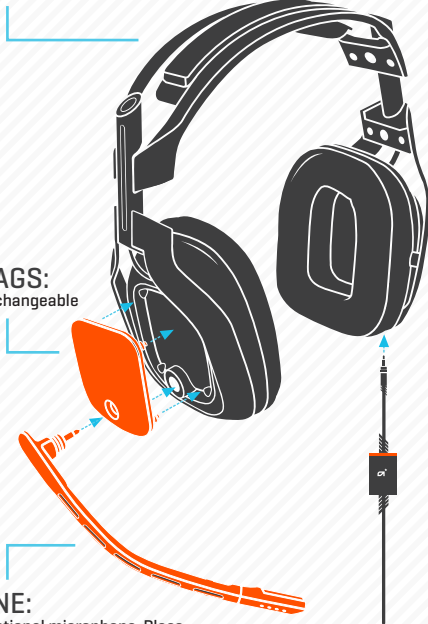
A40 USER INTERFACE



A40 USER INTERFACE

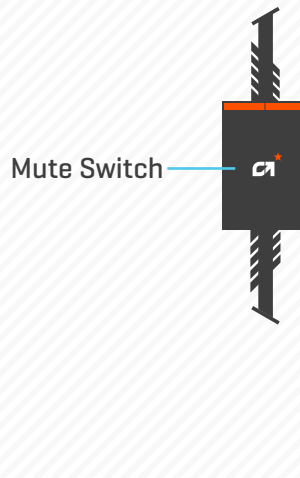


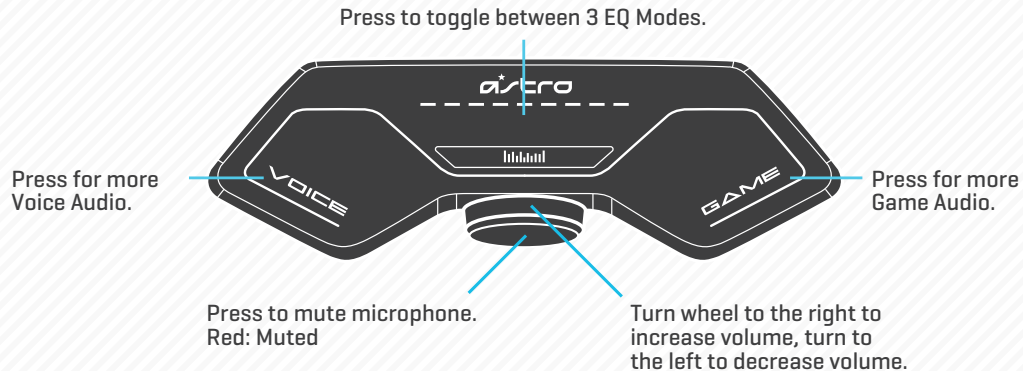
HEAD BAND:
Gently pull on earpieces to adjust size.



SPEAKER TAGS:
Magnetic and interchangeable

MICROPHONE:
Detachable unidirectional microphone. Place the speaker-tag with the cut-out on the preferred side and plug in the microphone.





Game/Voice Balance: The M80's integrated game and voice mixing functions are located on either side of the bottom of the device. To adjust, press the button for the desired audio function to incrementally increase. Holding down "Game" will cause the mixing function to increase the volume of game sounds, while quieting the voice, whereas pressing "Voice" will cause the mixer to decrease the volume of game sounds, while amplifying voice.

Master Volume: The Master Volume wheel located between the two buttons adjusts overall volume control. Use the Master Volume in conjunction with Game/Voice Balance for total audio domination.

Mute Microphone: To activate the microphone's mute feature, simply press the button on the front volume wheel.

Equalizer [EQ] Modes: EQ modes are controlled by a button below the LED light indicators. The M80 comes equipped with three separate EQ modes for better listening:

- 1. Pro:** Boosted high frequencies for competitive gameplay [Left]
- 2. Core:** Balanced for single player gaming [Middle]
- 3. Media:** Enhanced bass, for movies and music [Right]



<http://www.astrogaming.com/support>

Troubleshooting

See the ASTRO Knowledge Base:

<http://www.astrogaming.com/faq>

All ASTRO Gaming products come with an automatic 1-year warranty. Registration is not required. If you purchased ASTRO products from a 3rd party retailer, you don't need to register it, but you will need to provide proof of purchase for any warranty claims.

SPECS:

A40 HEADSET:

Transducer Principle: Dynamic, Open

Frequency Response: 20 - 21,000 Hz

Nominal Impedance: 48 ohm

Weight w/o Cable: 324 g

Characteristic SPL: 104dB

Ear Coupling: Over-Ear

Kessel Run Distance: Under 12 Parsecs

Headband Pressure: 2.6 N

Distortion: Less than 0.1%

Connector: 3.5mm Mini-stereo

Mic: 6.0mm Uni-directional Mic with Noise Gate

MIXAMP™ M80:

Cable Length: 1.0M

Dimensions: 93.4 X 50.3 X 38 mm

Weight: 40.2g

Federal Communications Commission (FCC) Statement

NOTE: This equipment has been tested and found to comply with the limits for a Class B digital device, pursuant to part 15 of the FCC Rules. These limits are designed to provide reasonable protection against harmful interference in a residential installation. This equipment generates, uses and can radiate radio frequency energy and, if not installed and used in accordance with the instructions, may cause harmful interference to radio communications. However, there is no guarantee that interference will not occur in a particular installation. If this equipment does cause harmful interference to radio or television reception, which can be determined by turning the equipment off and on, the user is encouraged to try to correct the interference by one or more of the following measures:

- Reorient or relocate the receiving antenna.
- Increase the separation between the equipment and receiver.
- Connect the equipment into an outlet on a circuit different from that to which the receiver is connected.
- Consult the dealer or an experienced radio/TV technician for help.

The ASTRO A40 Headset is exempt from FCC compliance standards under CFR Title 47, Part 15, Subpart B, para 15.103[g].



INDUSTRY CANADA CONFORMITY STATEMENT / DÉCLARATION DE CONFORMITÉ

D'INDUSTRIE CANADA

This Class B digital apparatus complies with Canadian ICES-003.

Cet appareil numérique de la classe B est conforme à la norme NMB-003 du Canada.



CE DECLARATION OF CONFORMITY

Skullcandy, Inc. declares that this product is in compliance with the essential requirements and other relevant provisions of Directives 2004/108/EC. A copy of the Declaration of Conformity for this product may be obtained by contacting Skullcandy, Inc.



Note on environmental protection:

After the implementation of the European Directive 2012/19/EU in the national legal system, the following applies: Electrical and electronic devices may not be disposed of with domestic waste. Consumers are obliged by law to return electrical and electronic devices at the end of their service lives to the public collecting points set up for this purpose or point of sale. Details to this are defined by the national law of the respective country. Failure to dispose of electronic devices properly may have harmful effects on the environment and human health as a result of the presence of hazardous substances in the products. This symbol on the product, the instruction manual or the package indicates that a product is subject to these regulations. By recycling, reusing the materials or other forms of utilizing old devices, you are making an important contribution to protecting our environment.