

STEAMSHOT™ 2635J



220V-240V

A



B



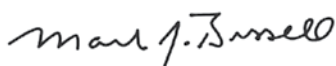
Thanks for buying a BISSELL steam cleaner

We're glad you purchased a BISSELL steam cleaner. Everything we know about floor care went into the design and construction of this complete, high-tech home cleaning system.

Your BISSELL steam cleaner is well made, and we back it with a limited two-year guarantee. We also stand behind it with a knowledgeable, dedicated Consumer Care department, so, should you ever have a problem, you'll receive fast, considerate assistance.





My great-grandfather invented the floor sweeper in 1876. Today, BISSELL is a global leader in the design, manufacture, and service of high-quality homecare products like your BISSELL steam cleaner.

Thanks again, from all of us at BISSELL.



Mark J. Bissell
Chairman & CEO

Symbol Definitions

	WARNING	RISK OF FIRE, ELECTRIC SHOCK, OR INJURY.
	STEAM	DANGER OF SCALDING.
	GUIDE	READ USER GUIDE FOR COMPLETE SAFETY AND USER INSTRUCTIONS.
	WEEE	DO NOT THROW THE APPLIANCE AWAY WITH THE NORMAL HOUSEHOLD WASTE AT THE END OF ITS LIFE, BUT HAND IT IN AT AN OFFICIAL COLLECTION POINT FOR RECYCLING. BY DOING THIS YOU WILL HELP TO PRESERVE THE ENVIRONMENT.

IMPORTANT SAFETY INSTRUCTIONS

READ ALL INSTRUCTIONS BEFORE USING YOUR STEAM SHOT.

When using an electrical appliance, basic precautions should be observed, including the following.

WARNING

ALWAYS CONNECT TO A PROPERLY EARTHED ELECTRICAL SOCKET.

WARNING

TO REDUCE THE RISK OF FIRE, ELECTRIC SHOCK, OR INJURY:

- » Do not leave appliance when plugged in.
- » Unplug from electrical socket when not in use and before servicing.

Do not expose to rain. Store indoors.

- » Do not allow to be used as a toy.
- » Liquid or steam must not be directed towards equipment containing electrical components.
- » This appliance can be used by persons with reduced physical, sensory or mental capabilities or lack of experience and knowledge if they have been given supervision or instruction concerning use of the appliance in a safe way and understand the hazards involved.
- » If the supply cord is damaged, it must be replaced by the manufacturer, its

service agent or similarly qualified persons in order to avoid a hazard.

- » The appliance shall not be left unattended while it is connected to the supply mains.
- » The appliance is not to be used if it has been dropped, if there are visible signs of damage or if it is leaking.
- » Keep the appliance out of reach of children when it is energized or cooling down.
- » The surfaces are liable to get hot during use.
- » The filling aperture shall not be opened during use.
- » Children should be supervised to ensure that they do not play with the appliance.
- » Use only as described in this user guide
- » Use only manufacturer's recommended attachments.
- » Do not modify earthed plug.
- » To reduce the risk of electric shock: Use indoors only.
- » Do not use with damaged cord or plug.
- » Do not immerse in water or liquid.
- » If appliance is not working as it should, has been dropped, damaged, left outdoors, or dropped into water; do not attempt to operate it and have it repaired at an authorized service center.
- » Do not pull or carry by cord, use cord as a handle, close door on cord, or pull cord around sharp edges or corners.
- » Keep cord away from heated surfaces.
- » To unplug, grasp the plug, not the cord.
- » Do not handle plug or appliance with wet hands.
- » Turn off all controls before unplugging.
- » Use extra care when cleaning on stairs.
- » Do not use steam appliance in an enclosed space filled with vapors given off by oil base paint, paint thinner, some mothproofing substances, flammable dust, or other explosive or toxic vapors.
- » Keep appliance on a level surface.

WARNING

HOT SURFACE. AVOID CONTACT.

WARNING

DO NOT IMMERSE. NOT FOR SPACE HEATING PURPOSES.



THIS SYMBOL MEANS WARNING: DANGER OF SCALDING

WARNING

WATER TANK IS UNDER PRESSURE. PRESS TRIGGER TO RELEASE PRESSURE BEFORE REMOVING SAFETY CAP. BEFORE REFILLING WITH WATER LEAVE TO COOL FOR 5 MINUTES. DISTILLED WATER RECOMMENDED.

FOR OPERATION ON A 220-240 VOLT A.C. 50/60 HZ POWER SUPPLY ONLY.

This model is for household use only.


SAVE THESE INSTRUCTIONS

A Product View

Steam cleaning all living areas

Use your Steam Shot to soften and remove stubborn dirt, grime, dry, hardened food, and other household soil from hard surfaces.

1. Fill with cool tap water or distilled/demineralised water.
2. Connect the plug to an appropriate outlet.
3. When red indicator light turns off, the steamer is ready to use. Press trigger to release steam.
4. Wipe surface with a clean, dry cloth.



Do not plug in your steam cleaner until you are familiar with all instructions and operating procedures.

- | | |
|--------------------|---------------------------|
| 1 Safety Cap | 7 Detail Brush Tool |
| 2 Steam Trigger | 8 Flat Scraping Tool |
| 3 Indicator Light | 9 Angle Concentrator Tool |
| 4 Power Cable | 10 Grout Brush Tool |
| 5 Extension Hose | 11 Window Squeegee Tool |
| 6 Accessory Nozzle | |

B Operations

Filling with water

1. Push down on the safety cap while turning anti-clockwise.
2. Fill measuring cup to the max fill line.
3. Slowly pour water into steamer.

NOTE: Do not add anything except cool water or you will cause damage to the heating element and void your warranty.

4. Replace the safety cap by pushing down while turning clockwise.

If your tap water contains a high level of mineral content (hard water) the use of distilled or demineralised water is recommended.

Power cable

Unwrap power cable before operating unit.

Indicator light


The red indicator light will go on when the unit is first plugged in. When the steamer is ready to use, the light will turn off.

Steam trigger

Push to release steam.

NOTE: The round button must be engaged in order to open the trigger and release steam.

In order to refill the water tank after emptied, the trigger must be engaged to release all the steam/pressure that may be built up. Press the trigger to release all the steam/pressure.



Always unplug your Steam Shot before filling/refilling. Press trigger until steamer depressurises. Wait 5 minutes before removing cap.

Before disconnecting a tool from the steam cleaner, make certain that steam is no longer coming from the nozzle. Use an oven mitt to remove tools, or wait until they cool before removing.

Keep face and all exposed skin away from steam. Failure to do so may result in personal injury.

Thermal shock can shatter glass. Before cleaning cold glass surface, carefully warm the surface by directing the steam jet on the glass from a distance of no less than 4 - 6".

Never tilt the steamer more than 45° during use as boiling water could spill with the steam.

Never attempt this procedure on the clothing you are wearing. Burns could result.

Do not add anything except cool water or you will cause damage to the heating element and void your warranty.

Consumer Guarantee

This Guarantee only applies outside of the USA and Canada. It is provided by BISSELL International Trading Company BV ("BISSELL").

This Guarantee is provided by BISSELL. It gives you specific rights. It is offered as an additional benefit to your rights under law. You also have other rights under law which may vary from country to country. You can find out about your legal rights and remedies by contacting your local consumer advice service. Nothing in this Guarantee will replace or lessen any of your legal rights or remedies. If you need additional instruction regarding this Guarantee or have questions regarding what it may cover, please contact BISSELL Consumer Care or contact your local distributor.

This Guarantee is given to the original purchaser of the product from new and is not transferable. You must be able to evidence the date of purchase in order to claim under this Guarantee.

Limited Two-Year Guarantee

Subject to the *EXCEPTIONS AND EXCLUSIONS identified below, BISSELL will for two years from the date of purchase by the original purchaser repair or replace (with new or remanufactured components or products), at BISSELL's option, free of charge, any defective or malfunctioning part or product.

BISSELL recommends that the original packaging and evidence of the date of purchase be kept for the duration of the Guarantee period in case the need arises within the period to claim on the Guarantee. Keeping the original packaging will assist with any necessary re-packaging and transportation but is not a condition of the Guarantee.

If your product is replaced by BISSELL under this Guarantee, the new item will benefit from the remainder of the term of this Guarantee (calculated from the date of the original purchase). The period of this Guarantee shall not be extended whether or not your product is repaired or replaced.

*EXCEPTIONS AND EXCLUSIONS FROM THE TERMS OF THE GUARANTEE

This Guarantee applies to products used for personal domestic use and not commercial or hire purposes. Consumable components such as filters, belts and mop pads, which must be replaced or serviced by the user from time to time, are not covered by this Guarantee.

This Guarantee does not apply to any defect arising from fair wear and tear. Damage or malfunction caused by the user or any third party whether as a result of accident, negligence, abuse, neglect, or any other use not in accordance with the User Guide is not covered by this Guarantee.

An unauthorised repair (or attempted repair) may void this Guarantee whether or not damage has been caused by that repair/attempt.

Removing or tampering with the Product Rating Label on the product or rendering it illegible will void this Guarantee.

SAVE AS SET OUT BELOW BISSELL AND ITS DISTRIBUTORS ARE NOT LIABLE FOR ANY LOSS OR DAMAGE THAT IS NOT FORESEEABLE OR FOR INCIDENTAL OR CONSEQUENTIAL DAMAGES OF ANY NATURE ASSOCIATED WITH THE USE OF THIS PRODUCT INCLUDING WITHOUT LIMITATION LOSS OF PROFIT, LOSS OF BUSINESS, BUSINESS INTERRUPTION, LOSS OF OPPORTUNITY, DISTRESS, INCONVENIENCE OR DISAPPOINTMENT. SAVE AS SET OUT BELOW BISSELL'S LIABILITY WILL NOT EXCEED THE PURCHASE PRICE OF THE PRODUCT.

BISSELL DOES NOT EXCLUDE OR LIMIT IN ANY WAY ITS LIABILITY FOR (A) DEATH OR PERSONAL INJURY CAUSED BY OUR NEGLIGENCE OR THE NEGLIGENCE OF OUR EMPLOYEES, AGENTS OR SUBCONTRACTORS; (B) FRAUD OR FRAUDULENT MISREPRESENTATION; (C) OR FOR ANY OTHER MATTER WHICH CANNOT BE EXCLUDED OR LIMITED UNDER LAW.

Consumer Care

If your BISSELL product should require service or to claim under our Limited Two-Year Guarantee, please visit:

Website or E-mail:
www.BISSELL.com

Replacement parts and accessories are available for purchase. To purchase visit www.BISSELL.com

Visit the BISSELL website: www.BISSELL.com

When contacting BISSELL, have model number of cleaner available.

Please record your Model Number: _____ Please record your Purchase Date: _____

NOTE: Please keep your original sales receipt. It provides proof of the date of purchase in the event of a Guarantee claim. See Guarantee for details.



©2016 BISSELL Homecare, Inc.
 Grand Rapids, Michigan
 All rights reserved. Printed in China
 Part Number 161-1612 12/16
 Visit our website at: www.BISSELL.com