



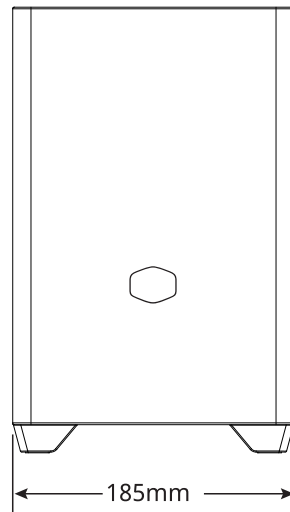
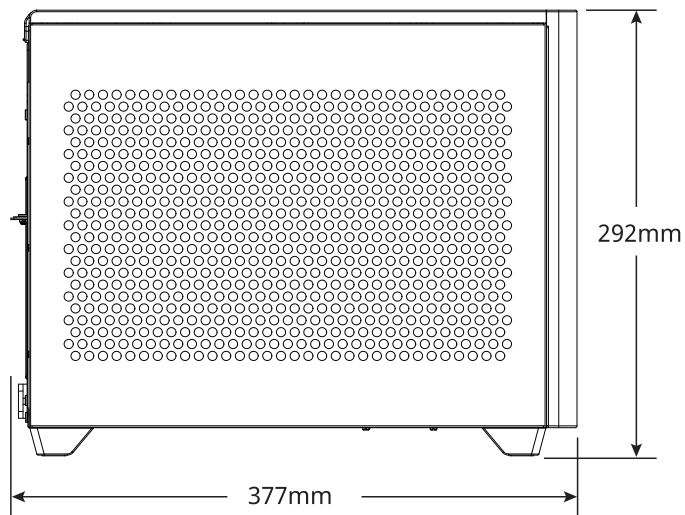
NR200P

MAX

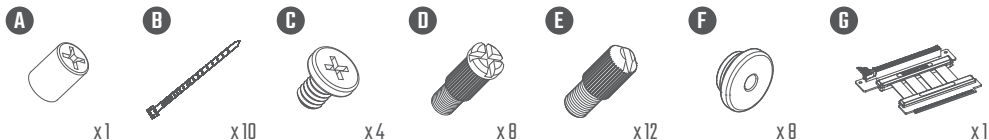
BUILD GUIDE



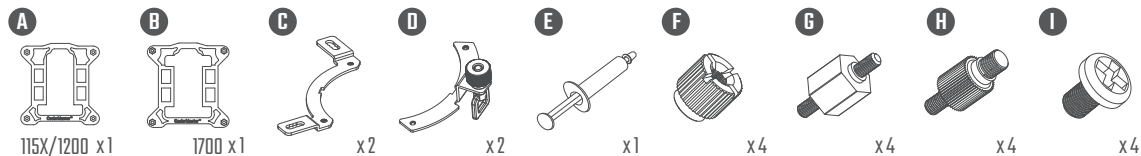
NR200P MAX



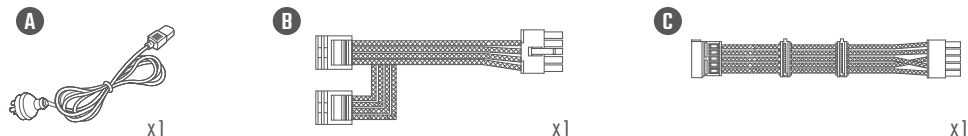
CASE



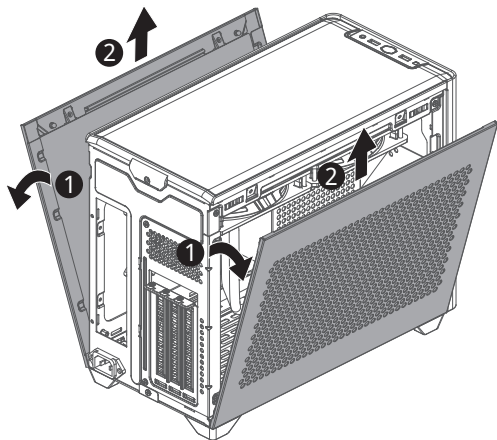
COOLING



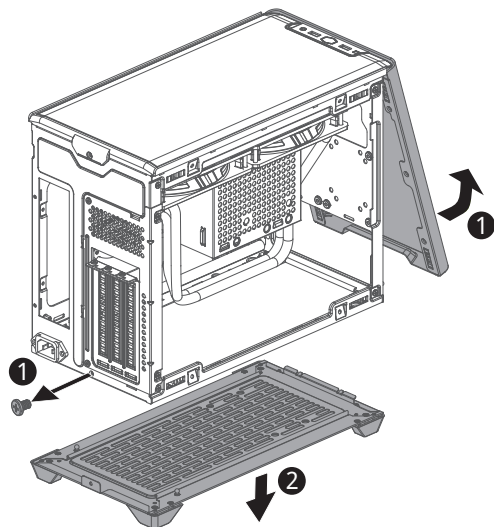
PSU



REMOVE PANELS

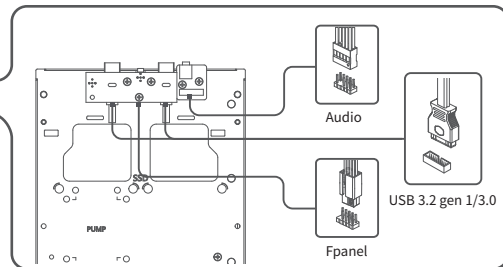
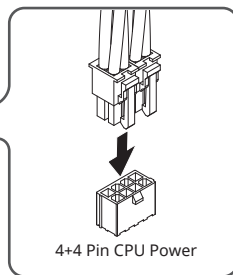
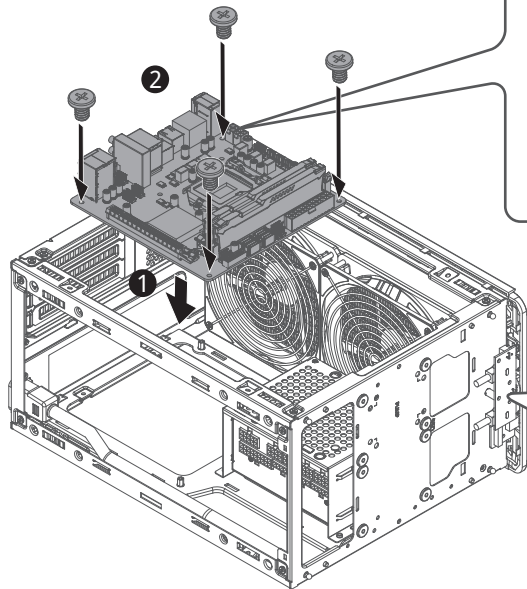


1

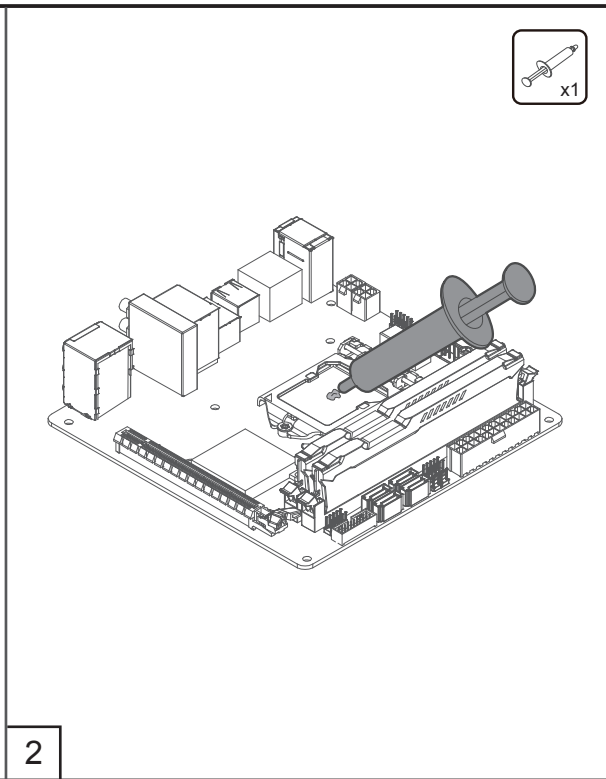
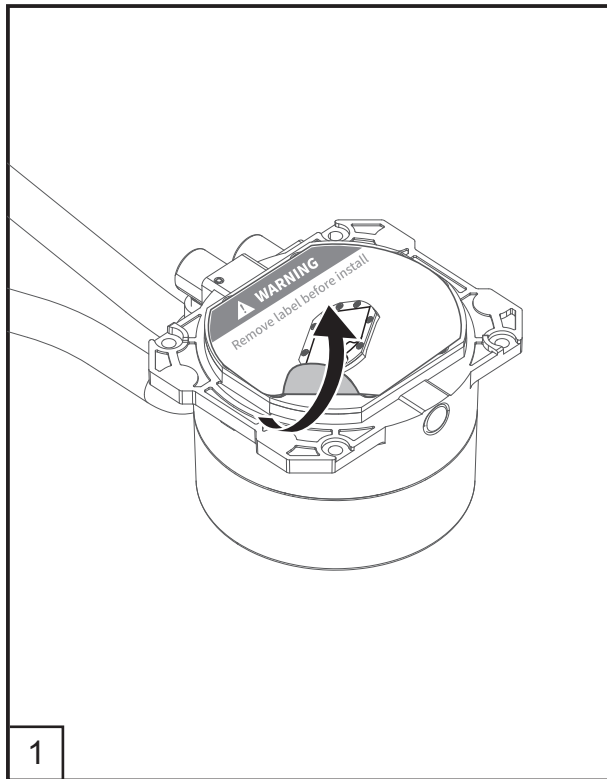


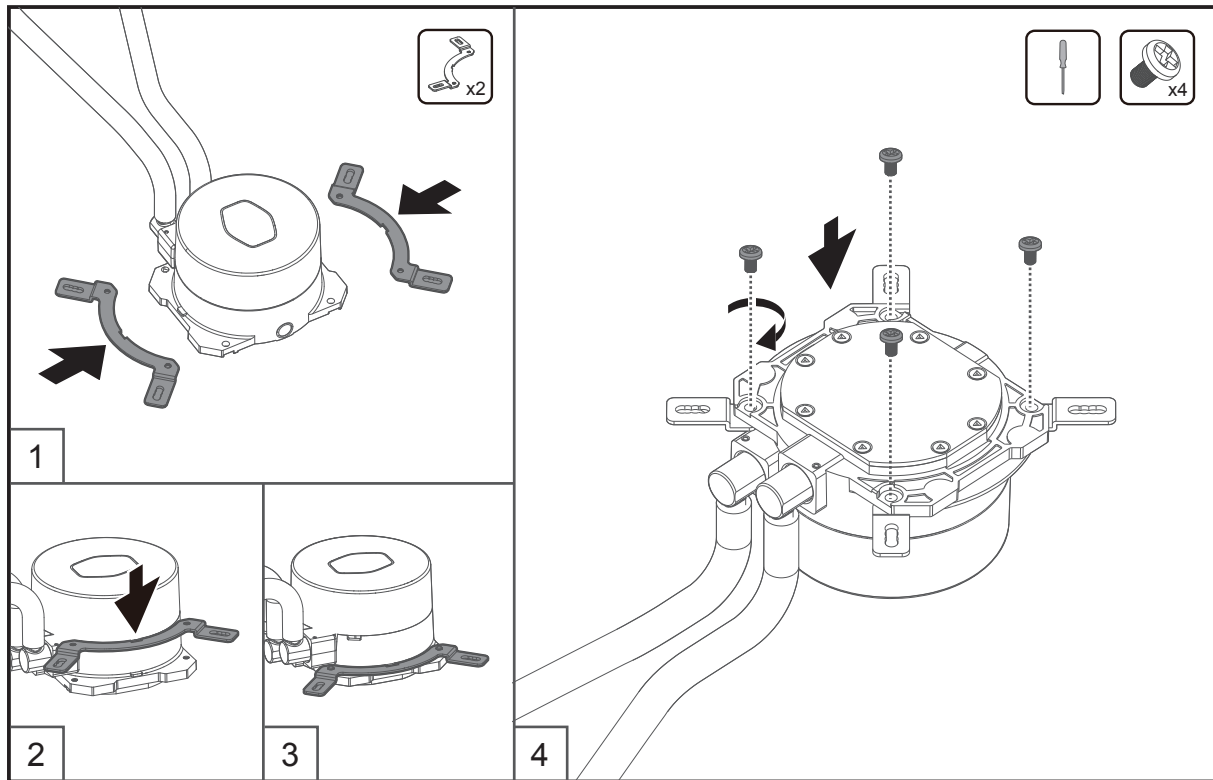
2

INSTALL MOTHERBOARD



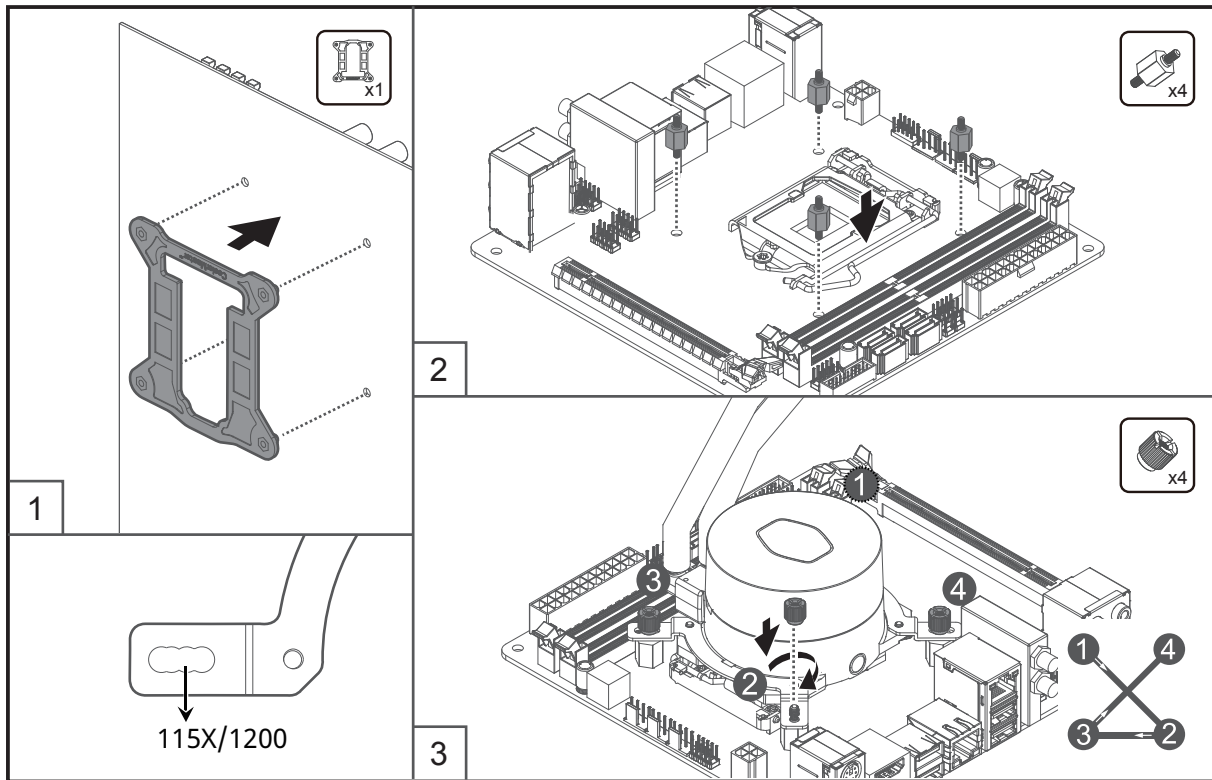
INSTALL CPU BLOCK: INTEL & AMD

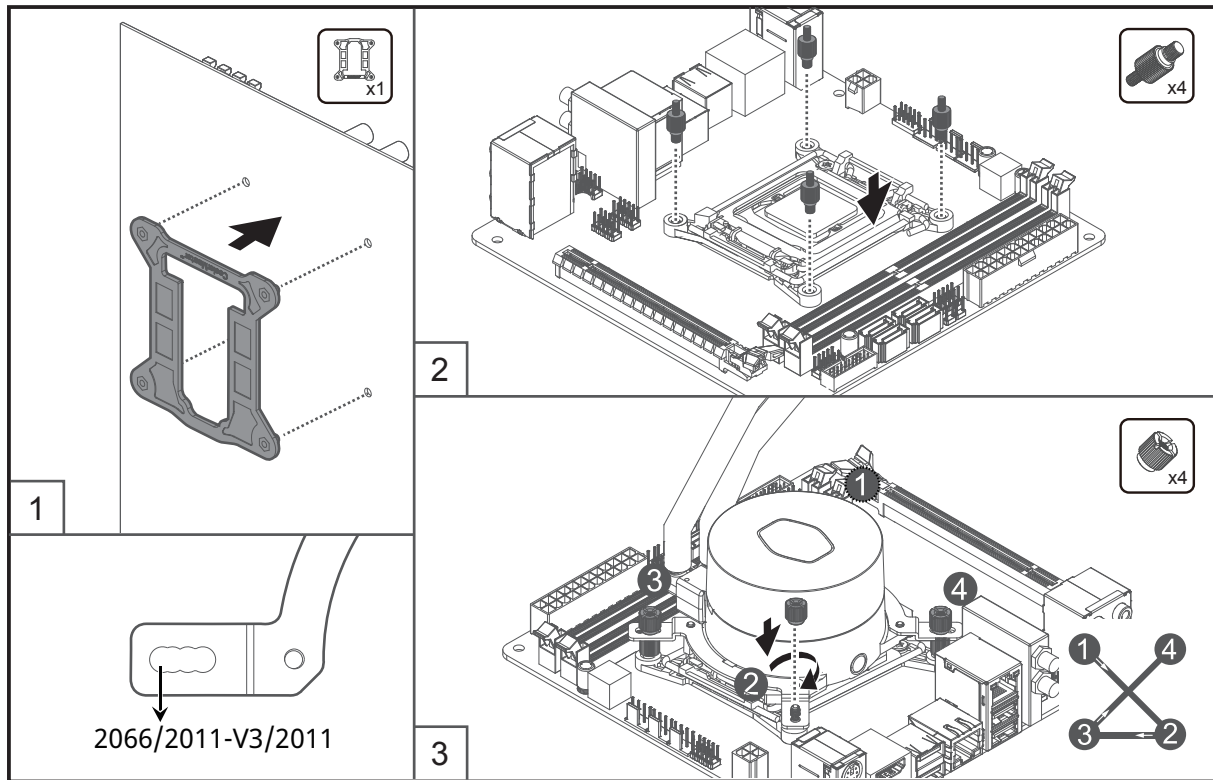




INSTALL CPU BLOCK: INTEL

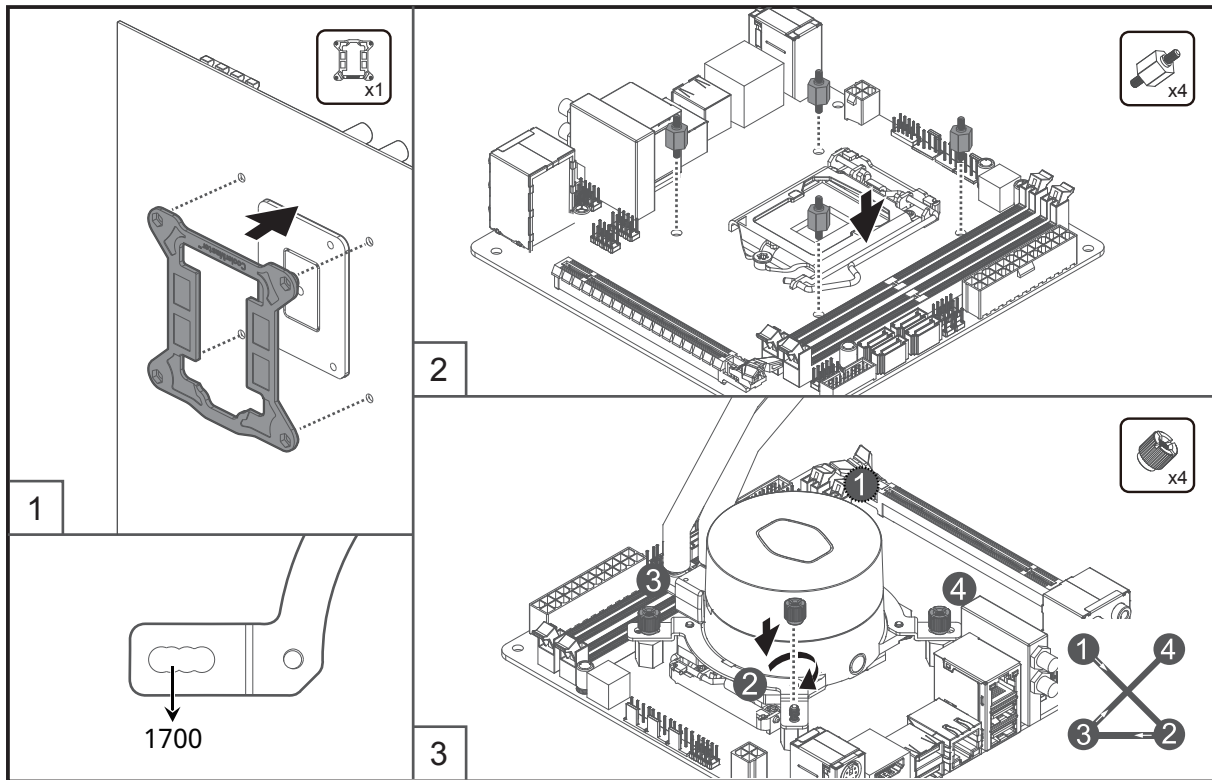
Intel - LGA 115X/1200

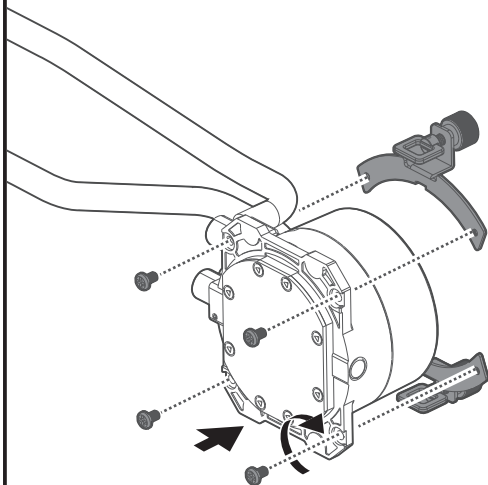




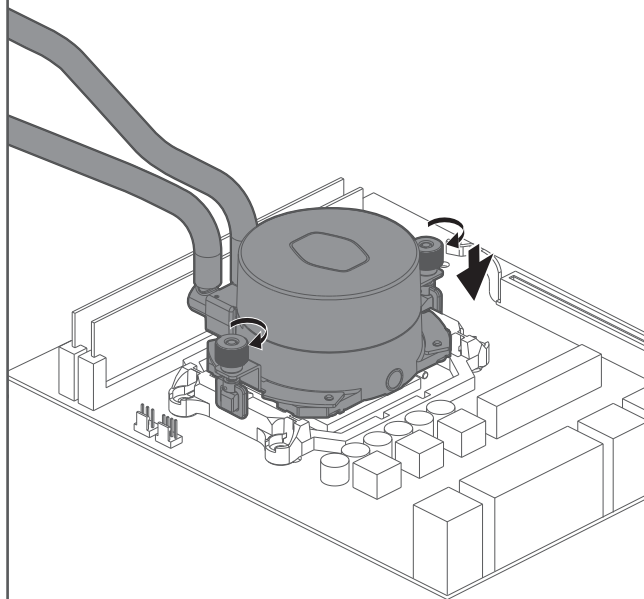
INSTALL CPU BLOCK: INTEL

Intel - LGA 1700





1

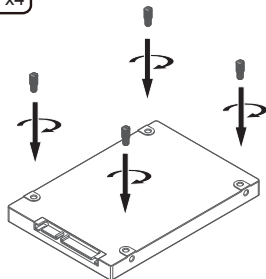


2

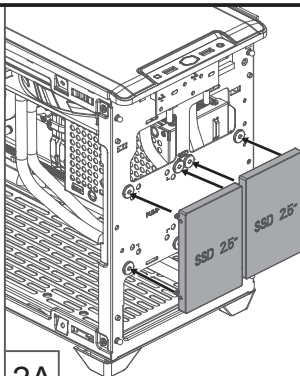
INSTALL 2.5" & 3.5" DRIVES



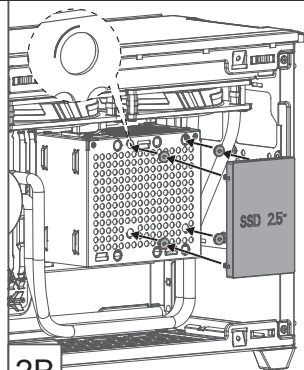
2.5" SSD



1



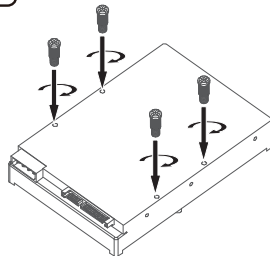
2A



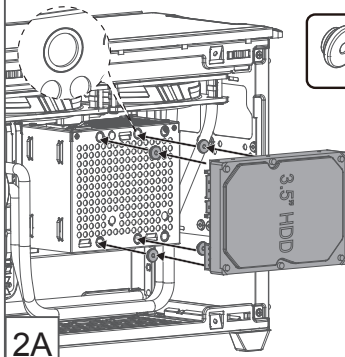
2B



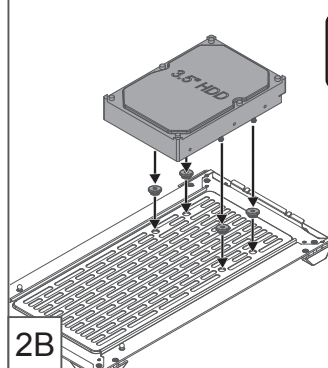
3.5" HDD



1



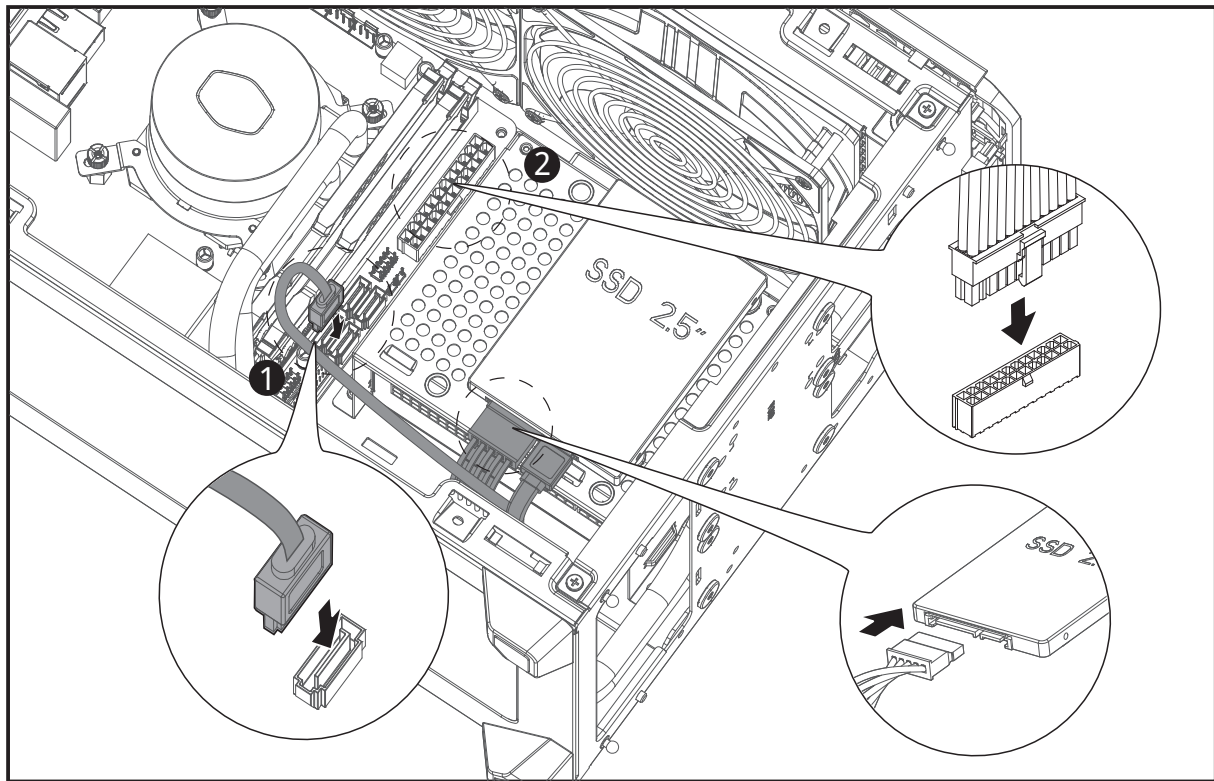
2A



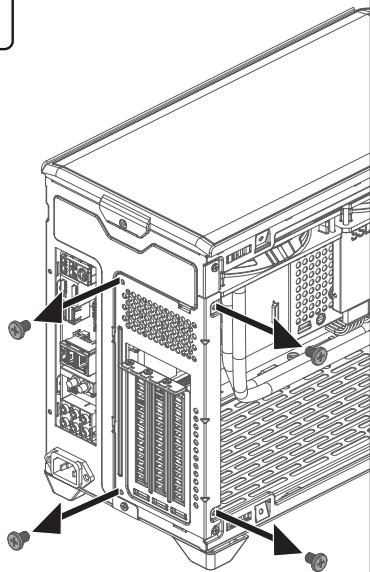
2B



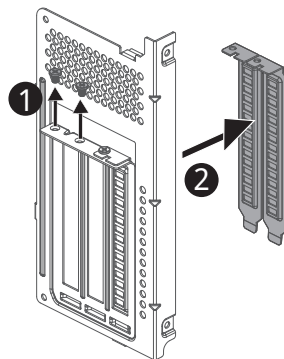
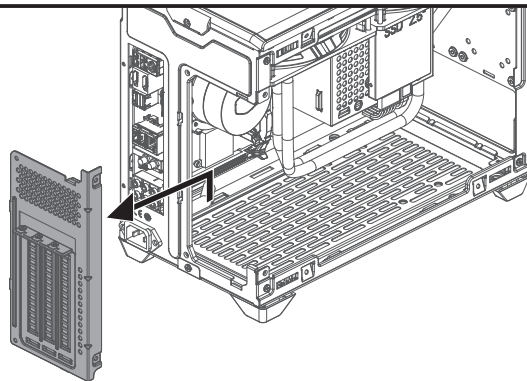
INSTALL 2.5" & 3.5" DRIVES



GPU BRACKET



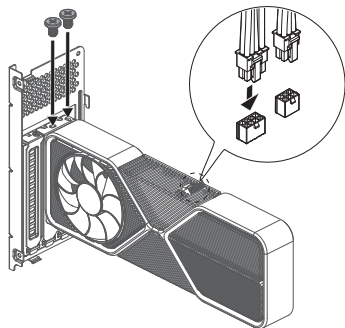
2



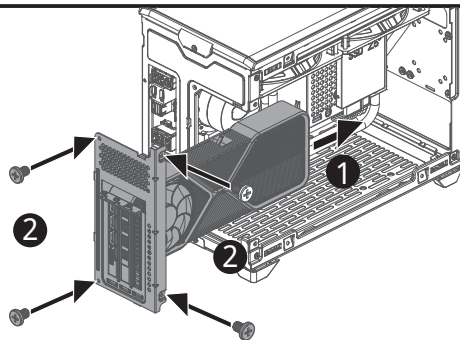
3

1

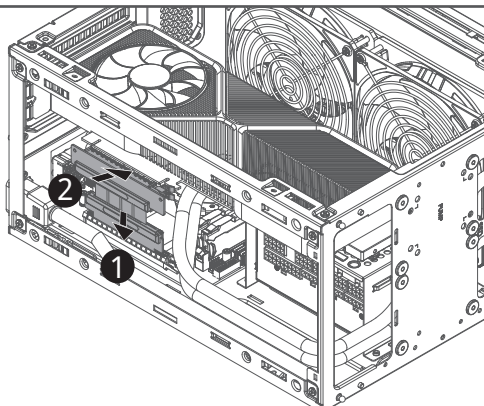
INSTALL GPU



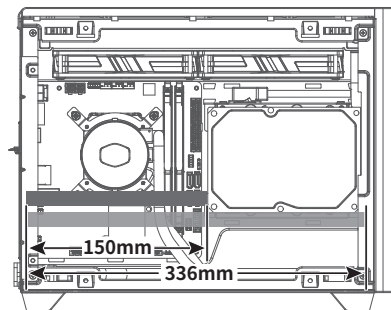
1



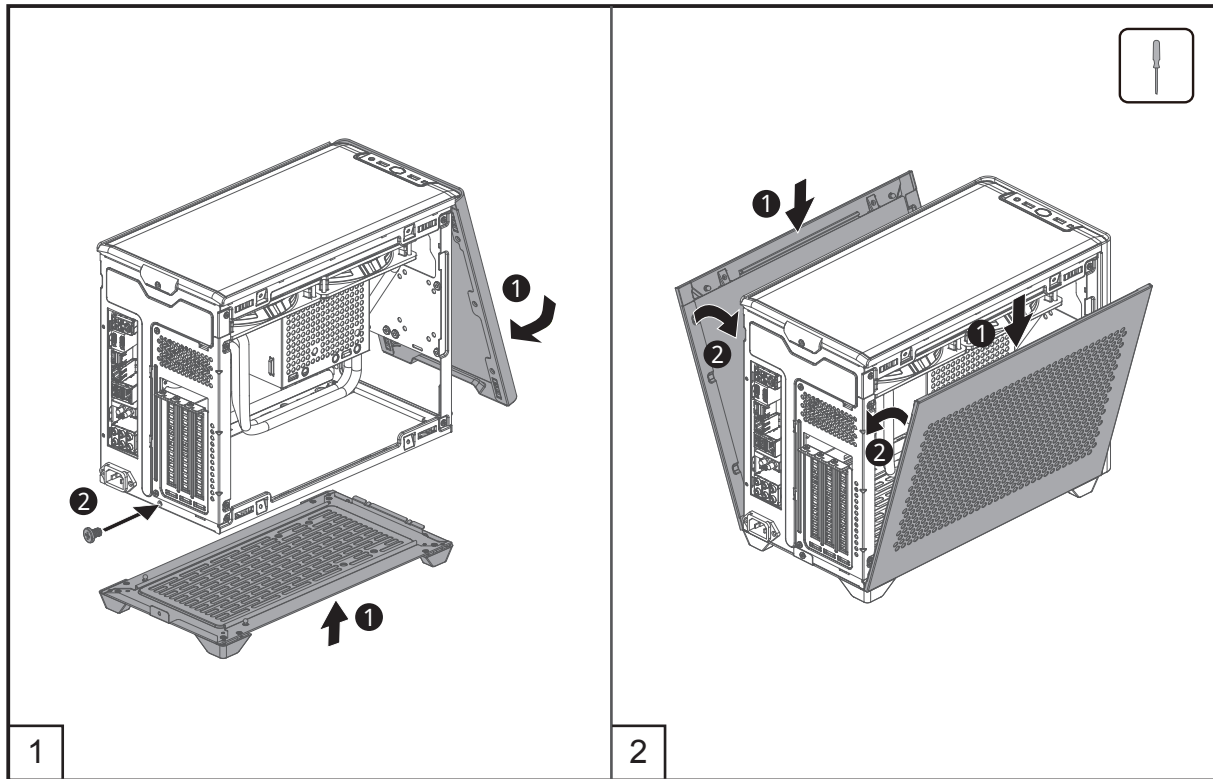
2



3



INSTALL PANELS



SPECIFICATIONS

CASE

Dimensions (L x W x H)		377 x 185 x 292mm 14.84 x 7.28 x 11.50 inch
Motherboard Support		Mini-ITX, Max. size: 170 x 180mm
Expansion Slots		3
Fan Support	Top	2 x 120mm / 2 x 140mm
	Bottom	1 x 120mm (max 15mm, with 3.5" HDD at the bottom) 2 x 120mm (max 15mm, w/o 3.5" HDD at the bottom)
Liquid Cooling Support		Top: 240mm/ 280mm
Compatibility (maximum)	CPU Cooler	67mm / 2.74 inch
	Power Supply	130mm / 5.12 inch
	Graphics Card	L: 336mm / 13.23 inch H: 160mm / 6.30 inch W: 75mm / 2.95 inch
Power Supply		SFX,SFX-L

WATERCOOLING

Exterior Color		Black
CPU Socket	Intel	LGA 2066 / 2011-v3 / 2011 / 1200 / 1151 / 1150 / 1155 / 1156 / 1156 / 1700
	AMD	AM4 / AM3+ / AM3 / AM2+/ AM2 / FM2+ / FM2 / FM1
Radiator	Material	Aluminum
	Dimensions (L x W x H)	318 x140 x 27.2 mm 10.9 x 4.7 x 1.1 inch
Pump	Dimensions (L x W x H)	79.9 x 76 x 48 mm 3.15 x 3 x 1.9 inch
	MTTF (Hours)	70,000 hours
	Noise Level (dBA)	<10dBA
	Connector	3-Pin
	Rated Voltage (VDC)	12
	Power Consumption (W)	2.36 W
TDP (W)		230

POWER SUPPLY

Form Factor		SFX
Fan Type		92mm FDB Fan
Efficiency		90%
Operating Temperature		0~50°C
Protections		OVP / OPP / SCP / OCP / UVP / OTP / Surge and Inrush Protection
Regulatory		TUV, cTUVus, CE, BSMI, FCC, CCC, EAC, RCM, KCC, CB
Connectors	ATX 24 Pin x1	1
	EPS 4+4 Pin x1	1
	PCI-e 6+2 Pin x2	4
	SATA x2	7
	Peripheral 4 Pin x1	2

AC INPUT	100-240V~, 12-6A, 50-60Hz				
DC OUTPUT	+5V	+3.3V	+12V	-12V	+5VSB
	20A	20A	70.8A	0.3A	3A
TOTAL POWER	120W		849.6W	3.6W	15W
	850W				

FANS

Dimensions (L x W x H)	140 x 140 x 25mm/ 5.5 x 5.5 x 1 inch
LED Type	Non-LED
Speed (RPM)	650~1400RPM ± 5%
Airflow (CFM)	67 CFM (Max)
Noise Level (dBA)	10~27 dBA
Pressure (mm H2O)	2.25 mm H2O (Max)
Life Expectancy (Hours)	160,000 hours
Power Connector	4-Pin
Rated Voltage (VDC)	12
Rated Current (A)	0.15A
Included Splitter Cable	2to1 4pin PWM splitter

English (EN)

Cooler Master guarantees that this device is free of defect in material and workmanship, and provides a two-year limited hardware warranty for the device commencing from the date of purchase. Please keep your receipt for proof of purchase.

This product is designed for computer usage only. Using this device in any other capacity voids the warranty. If you are not familiar with computer hardware installation, please ask for professional assistance.

The warranty offered covers normal use. Defect or damage that result from improper operation, storage, misuse or abuse, accident or neglect, which are not the fault of Cooler Master, are excluded from warranty coverage.

Note: the warranty is voided by removal or alternation of product or parts identification labels.

*All OEM/bulk packaging product come with one year limited warranty

*In case of conflict between the warranty provided by the country of point of sale and this manual, the warranty of the actual country of point of sale shall be the prevailing document.

*In case of malfunction of electronic components or need of accessories purchase during the warranty period, please return to the original store of purchase.

Türkçe (TR)

Cooler Master bu cihazda malzeme ve işçilik hatası bulunmadığını garanti eder ve cihaz için satın alma tarihinden başlayan iki yıllı sınırlı bir donanım garantisi verir. Alımı belgelemek için lütfen makbuzunuzu saklayın.

Bu ürün yalnızca bilgisayar kullanımı için tasarlanmıştır. Bu cihazın başka bir kapsamda kullanılması garantiyi geçersiz kılar. Bilgisayar donanımı montajını bilmiyorsanız, lütfen profesyonel yardım talep edin.

Verilen garanti normal kullanım içindir. Cooler Master'ın hatası olmayan uygunsuz kullanım, depolama, yanlış kullanım veya kötü kullanım, kaza ya da ihmalden kaynaklanan arıza ya da hasarlar garanti kapsamının dışındadır.

Dikkat: Ürün ya da parça tanıtma etiketlerinin sökülmesi ya da değiştirilmesi garantiyi geçersiz kılar.

*1. Tüm OEM/ambalajsız ürünler bir yıl sınırlı garanti ile gelir

*2. Garanti verilen ülkedeki satış noktası ve bu kullanma kılavuzu arasında bir çelişki olursa, satış noktasının bulunduğu ülkedeki garanti hükümleri öncelik taşır.

*3. Elektronik bileşenlerin arızalanması ya da garanti süresinde aksesuarların satın alınması gerekirse, lütfen ürünü satın aldığınız mağazaya başvurunuz.

简体中文 (ZHS)

Cooler Master 保证本设备之材质及功能无瑕疵,并提供本设备二年之硬件有限保固服务,自购买日算起。请把您的收据放在安全之处,以免 Cooler Master 要求您提供本证明。

本产品专为计算机设计。一旦将本设备用于其它用途,则保固无效。若您不熟悉硬件安装程序,请寻求专家之协助。保固服务仅适用于正常使用下之故障情形。若本公司发现设备毁损之原因为滥用、改造、误用、疏忽、电压供应错误、空气及水污染意外和自然灾害,则保固无效。

注意:重贴或条形码遭毁坏而无法辨识保固期限者,则不在此限。

*所有 OEM 及工业包装的产品皆保固一年。

*如果销售国家所提供的保固与本说明互有冲突时,应以实际销售国家之保固为准。

*保固期内遇有电子零件故障或配件购买需求,请联系原购买商店。

部件名称	有毒有害物质或元素					
	铅 (Pb)	汞 (Hg)	镉 (Cd)	六价铬 [Cr(VI)]	多溴联苯 (PBB)	多溴二苯醚 (PBDE)
散热片	○	○	○	○	○	○
风扇	○	○	○	○	○	○
零件包	○	○	○	○	○	○

○:表示该有害物质在该部件所有均质材料中的含量均在 SJ/T 11363-2006 规定的限量要求以下。
 ×:表示该有害物质至少在该部件的某一均质材料中的含量超出 SJ/T 11363-2006 规定的限量要求。

Note: The form is only applied to China law.

部件名称	有毒有害物质或元素					
	铅 (Pb)	汞 (Hg)	镉 (Cd)	六价铬 [Cr(VI)]	多溴联苯 (PBB)	多溴二苯醚 (PBDE)
机箱组	×	○	○	○	○	○
面板组	×	○	○	○	○	○
I/O 模组	×	○	○	○	○	○
风扇	×	○	○	○	○	○
零件包	×	○	○	○	○	○
电源	×	○	○	○	○	○

本表格依据 SJ/T 11364 的规定编制。
 ○:表示该有害物质在该部件所有均质材料中的含量均在 GB/T 26572 规定的限量要求以下。
 ×:表示该有害物质至少在该部件的某一均质材料中的含量超出 GB/T 26572 规定的限量要求。

Note: The form is only applied to China law.

繁體中文 (ZHT)

Cooler Master 保證本設備之材質及做工無瑕疵,並提供本設備二年之硬體有限保固服務,自購買日算起。請把您的收據放在安全之處,以免 Cooler Master 要求您提供本證明。

本產品專為電腦設計。一旦將本設備用於其它用途,則保固無效。若您不熟悉硬體安裝程式,請尋求專家之協助。保固服務僅適用於正常使用下之故障情形。若本公司發現設備毀損之原因為濫用、改造、誤用、疏忽、電壓供應錯誤、空氣及水污染意外和自然災害,則保固無效。

注意:重貼或條碼遭毀壞而無法辨識保固期限者,則不在此限。

*所有 OEM 及工業包裝的產品皆保固一年。

*如果銷售國家所提供的保固與本說明互有衝突時,應以實際銷售國家之保固為準。

*保固期內遇有電子零件故障或配件購買需求,請洽原購買商店。

WARRANTY INFORMATION

CASE/COOLER

Cooler Master Products: Limited Warranty

This document describes the warranty terms for all Cooler Master product sold in Australia

For Australia only:

Our goods come with guarantees that cannot be excluded under the Australian Consumer Law. You are entitled to a replacement or refund for a major failure and for compensation for any other reasonably foreseeable loss or damage. You are also entitled to have the goods repaired or replaced if the goods fail to be of acceptable quality and the failure does not amount to a major failure. (Cooler Master Technology Inc., 8F., No. 788-1, Zhongzheng Rd., Zhonghe Dist., New Taipei City 23586, Taiwan (R.O.C.).)

Telephone: +886-2-2225-3517 (standard international call charges apply.)

Who the Warranty Protects: This Warranty is valid to the original purchaser only.

What the warranty protects:

This warranty is valid only for the Cooler Master Products distributed by authorized dealer(s) in Australia. Please contact Cooler Master for warranty information and services:

- Cooler Master Support: account.coolermaster.com

What Is and Is Not Covered

It is important to note that our warranty is not an unconditional guarantee for the duration of the Program. Any replaced parts become the property of Cooler Master. The Program does not apply to the software component of a product or a product which has been damaged due to accident, misuse, abuse, improper installation, usage not in accordance with product specifications and instructions, natural or personal disaster, or unauthorized alterations, repairs or modifications.

The Program does not cover any events such as below:

- Any damages unrelated to manufacturing defects.
- Any unsuitable environment or use of the product in Cooler Master Opinion.
- Any product which has been modified without official permission from Cooler Master, or on which the serial number or warranty sticker has been defaced, modified, or removed.

Damage, deterioration or malfunction resulting from:

- Accident, abuse, misuse, neglect, fire, water, lightning, or other acts of nature, commercial or industrial use, unauthorized product modification or failure to follow instructions included with the product.
- Third party products using Cooler Master Components will not be covered by warranty. See your vendor or the manufacturer for information about servicing.
- Repair or attempted repair by anyone not authorized by Cooler Master, Inc.
- Any shipment damages (claims must be made with the carrier).
- Unauthorized repairs to a Cooler Master product will void the warranty offered by the Program. Cooler Master reserves the right to refuse to service any product which has been altered, modified or repaired by non- Cooler Master Service personnel.
- Cooler Master does not warrant that this product will meet your requirements. It is your responsibility to determine the suitability of this product for your purpose.
- Removal or installation charges.
- You are responsible for the cost of shipping the product to Cooler Master. Cooler Master pays the cost of returning a product to you.
- Cooler Master reserves the right to replace the product with a service product at their sole discretion at any time.
- Product malfunction or damage resulting from liquids or moisture.
- All accessories that malfunction due to physical damage such as: USB cables, extension cables, adapter cables, adapters, power cords, screws, retention brackets, ear cups, and all other similar accessories.

Limitation of implied warranties:

THERE ARE NO WARRANTIES, EXPRESS OR IMPLIED, WHICH EXTEND BEYOND THE DESCRIPTION CONTAINED HEREIN INCLUDING THE IMPLIED WARRANTY OF MERCHANTABILITY AND FITNESS FOR A PARTICULAR PURPOSE.

Exclusion of damages

COOLER MASTER'S LIABILITY IS LIMITED TO THE COST OF REPAIR OR REPLACEMENT OF THE PRODUCT. COOLER MASTER SHALL NOT BE LIABLE FOR:

- DAMAGE TO OTHER PROPERTY CAUSED BY ANY DEFECT IN THE PRODUCT, DAMAGES BASED UPON INCONVENIENCE, LOSS OF USE OF THE PRODUCT, LOSS OF TIME, LOSS OF PROFITS, LOSS OF BUSINESS OPPORTUNITY, LOSS OF GOODWILL, INTERFERENCE WITH BUSINESS RELATIONSHIPS OR OTHER COMMERCIAL LOSS, EVEN IF ADVISED OF THEIR POSSIBILITY OF SUCH DAMAGES.
- ANY OTHER DAMAGES, WHETHER INCIDENTAL, CONSEQUENTIAL OR OTHERWISE
- ANY CLAIM AGAINST THE CUSTOMER BY ANY OTHER PARTY

Warranty Information:

If the goods is found with reasonable defect within the period of (refer to Table A.,) starting on the first day of purchase (with proof of invoice), this is what you must do, to claim the warranty from the above address.

Procedures:

1. Consumers should return to the shop where he/she has bought the goods, After confirming with the shop with a valid invoice, they may approach the distributor for RMA claim.
2. After confirmed by the distributor that the goods was damaged due to natural causes, replacement and repair will be done by distributor (including brand new or refurbished goods)
3. All faulty goods must return to the distributor, expenses for returning the faulty goods will be covered by the consumer, and distributor will cover the cost involved in the transporting of parts or repaired goods to the consumer.

Regarding all the expenses incurred in making the claim, and this is how you would claim:

1. Within the valid warranty date, starting from the first day of issuing invoice, Retail shops will assist in confirmation with distributor for the consumer for the following.
 - A. If the damage was caused by the consumer, then the consumer should cover all expenses in fixing the product, if the product still can't be fixed, we would suggest consumer in buying a brand new product.
 - B. Product defect caused under natural use, expenses will be covered by the distributor.
2. Faulty products with expired warranty dates, we would suggest consumer to purchase a brand new products, without undergoing for repairs.

Table A:

Cooler Master Products

Please check your user manual for the exact warranty period terms for products that are not shown below.

For more warranty information, please visit our official website: <http://www.coolermaster.com/service/warranty.html>

Chassis

Product Name	Warranty Term
All Chassis Series (Only Electronic Parts)	2 year
C+P (Chassis + PSU)	1 year

English (EN)

Safety Instructions

- Do not open the power supply unit as this can lead to serious injury or death.
- Do not insert objects into spinning fan. This will damage the power supply unit and can lead to injuries.
- Do not use excessive force when attaching the power connectors to the power supply unit. When correct connectors are used, excessive force is not need to install them.
- Keep power supply unit in dry environments away from humidity. If the power supply unit gets wet, immediately remove the AC power plug from the wall and the power supply unit. For your own safety, it is recommended that you do not use the power supply unit again after getting it wet.
- Avoid using low quality extension cables for the power supply side connectors as this can cause the cables to melt and even lead to fire.
- This power supply unit has been tested for PC usage only. We cannot guarantee operation or safety performance when used for other applications.

Installing the Power Supply Unit

1. Make sure the main power switch is turned off before installing the power supply unit.
2. Secure the power supply unit within the PC case enclosure with 3 or 4 screws for grounding and stability purposes.
3. Connect the power connectors according to the motherboard, graphics card, and other device user guides that will be used in the system.
4. Connect the AC power connector.
5. Switch on the power switch.

Troubleshooting

If your system does not turn on after installing the power supply, please follow the troubleshooting guide as listed below:

1. Make sure the AC power cord is correctly and firmly connected on both sides.
2. Make sure the power switch is turned on.
3. Make sure the main power connector and +12V power connectors are correctly connected to the motherboard.
4. If the power supply does not function properly, please contact our customer support immediately.

Warranty

Cooler Master guarantees this device to be free of defects in material and workmanship and provide a minimum 10 -year hardware limited warranty for the power supply on the date of purchase. Please register on our official website to activate your limited warranty. This product was designed and intended for computer usage only. Using this device for other applications will void the warranty. If you are not familiar with computer hardware installation, please ask a professional for assistance.

This warranty only applies to the power supply unit and does not include accessories or connected components.

This warranty only applies to damage caused by normal use and is void if it is determined that the device was damaged because of abuse, alteration, misuse, negligence, incorrect voltage supply, air/water pollution, accidents, or natural disasters.

In the event of any defects within the warranty period, please return product to the dealer or retailer from whom you purchased for a replacement/repair. Please contact our customer service team for any technical or product related questions.

Türkçe (TR)**Güvenlik Talimatları**

- Güç kaynağı ünitesini açmayın, aksi halde yaralanmalar ve hatta ölüm meydana gelebilir.
- Dönen fanın içine herhangi bir nesne sokmayın. Aksi halde güç kaynağı ünitesi hasar görebilir veya yaralanmalar meydana gelebilir.
- Güç konektörlerini bağlarken zorlamayın. Doğru konektörler seçildiğinde zorlanmaları gerekmez.
- Güç kaynağını nemden uzak, kuru ortamlarda tutun. Güç kaynağı ıslanırsa gerekiyorsa doğrudan fişinden çekin. Güç kaynağının tekrar kullanılmasını önlemek kendi emniyetiniz içindir.
- Güç konektörleri için uzatma kabloları kullanmaktan kaçının, aksi halde kablo eriyebilir ve hatta yangına neden olabilir.
- Bu güç kaynağı ünitesi PC kullanımı için test edilmiştir. Başka uygulamalar için kullanıldığında güvenli veya doğru çalışmasını garanti edemeyiz.

Güç kaynağının takılması

1. Güç kaynağı ünitesini takmadan önce güç anahtarının kapatıldığından emin olun.
2. Güç kaynağını kasaya topraklama amacıyla 3 veya 4 vida kullanarak sabitleyin.
3. Güç konektörlerini ana kart, ekran kartı veya diğer cihazların kullanıcı kılavuzuna göre bağlayın.
4. AC güç konektörünü bağlayın.
5. Güç anahtarını açın.

Sorun Giderme

Güç kaynağı takıldığından sonra sisteminiz çalışmıyorsa aşağıda listelenen sorun giderme kılavuzunu takip edin:


1. Lütfen AC güç kablosunun doğru şekilde bağlandığından emin olun.
2. Lütfen güç anahtarının açıldığından emin olun.
3. Lütfen ana güç konektörünün ve +12V güç konektörlerinin ana karta doğru şekilde bağlandığından emin olun.
4. Güç kaynağı doğru şekilde çalışmıyorsa lütfen derhal müşteri desteğimizle iletişime geçin.

Garanti

Cooler Master bu cihazın malzeme ve işçilik açısından kusursuz olduğunu garanti etmektedir ve satın alma tarihinden itibaren güç kaynağı için 10 yıllık donanımla sınırlı garanti vermektedir. Lütfen sınırlı garantinin için resmi web sitemize kaydolun. Bu ürün yalnızca bilgisayar kullanımı için tasarlanmıştır. Bu cihazın herhangi bir başka uygulamada kullanılması garantiyi iptal edecektir. Bilgisayar donanımlarının takılması hakkında bilgi sahibi değilseniz lütfen profesyonel yardım isteyin. Garanti güç kaynağı ünitesi için geçerli olup aksesuarları kapsamaz. Garanti normal kullanımdan kaynaklanan hasarları kapsar ve cihazın kötü kullanım, değişiklik, yanlış kullanım, ihmal, yanlış gerilim beslemesi, hava/su kirliliği, kazalar veya doğal afetler nedeniyle hasar gördüğünün tespit edilmesi halinde garanti hükümsüz hale gelir. Garanti süresi içinde herhangi bir kusur meydana gelmesi halinde lütfen ürününüzü değişiklik/onarım için ürünü satın aldığınız bayie veya satıcıya iade edin. Teknik konular için lütfen müşteri destek ekibimizle iletişime geçin.

简体中文 (ZHS)

安全说明

- 请勿打开电源装置，以免造成人身伤害，甚至死亡。
- 请勿将任何物件插入正在旋转的风扇。以免损坏电源装置，造成人身伤害。
- 连接电源接口时请勿过度用力。选择正确接口后，不必使用蛮力即可轻松插接。
- 将电源放在干燥环境中，避免受潮。如果电源弄湿，需要时直接拔下电源插头。为了您的安全，不要再使用电源。
- 注意避免对电源接口使用延长线，以免造成线缆烧坏，甚至导致起火。
- 此电源装置经测试可用于 PC 用途。如果用于其它用途，我们不能保证其安全或正常使用。
- 仅适用于海拔2000米以下使用 .

安装电源

1. 安装电源装置前确保电源开关已关闭。
2. 使用 3 或 4 个螺钉将电源固定在机柜内以实现接地。
3. 按照主板、图形卡或其它设备的用户指南连接电源接口。
4. 连接交流电源接口。
5. 开启电源开关。

故障排除

如果安装电源后系统没有打开，请参照下面的故障排除指南查找原因：

1. 请确保交流电源线连接正确。
2. 请确保电源开关开启。
3. 请确保主电源接口和 +12V 电源接口正确连接到主板。
4. 如果电源工作不正常，请立即与我们的客户支持人员联系。

保修

Cooler Master 保证自购买之日起为此电源设备提供最少 10 年的硬件有限保修，确保其不存在材料和工艺方面的任何瑕疵。请在我们的官网上注册以获得有限保修。本产品仅用于计算机用途。在其它应用中使用该设备将使保修失效。如果您不熟悉计算机硬件安装，请让专业人员协助。

本保修适用于电源装置，不包括附件。

本保修适用于正常使用情况下造成的损坏，如果我们认定设备损坏归因于滥用、改造、误用、疏忽、供电电压不正确、空气/水污染、事故或自然灾害，则保修失效。如果产品在保修期内出现任何故障，请将产品送回原经销商或零售商处进行更换/维修。请联系我们的客户支持团队以了解技术相关问题。

有毒有害物质标示

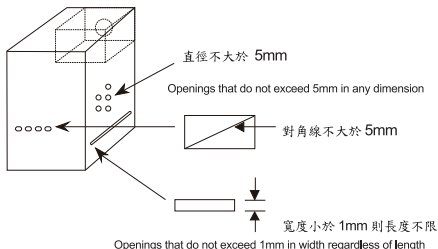
部件名称	有毒有害物质或元素					
	铅 (Pb)	汞 (Hg)	镉 (Cd)	六价铬 (Cr(VI))	多溴联苯 (PBB)	多溴二苯醚 (PBDE)
PCB板	○	○	○	○	○	○
元器件	×	○	○	○	○	○
结构件	○	○	○	○	○	○
塑胶件	○	○	○	○	○	○
线材	○	○	○	○	○	○
其他辅料	○	○	○	○	○	○
○：表示该有害物质在该部件所有均质材料中的含量均在GB/T 26572规定的限量要求以下。 X：表示该有害物质至少在该部件的某一均质材料中的含量超出GB/T 26572规定的限量要求。						

上述规范仅适用于中国法律

繁體中文 (ZHT)

安全說明

- 請勿拆開電源供應器，以免導致受傷甚至可能致命。
 - 請勿將物體插入旋轉的風扇，以免損傷電源供應器或導致受傷。
 - 請勿強行用力連接電源接頭。選擇正確的接頭時，不應強行用力連接。
 - 請將電源供應器存放在遠離濕氣的乾燥環境之中，萬一電源供應器變濕，請在必要時拉出電源插頭。為了您安全著想，請避免再次使用電源供應器。
 - 電源接頭應避免使用延長線，以免導致延長線熔化，或引發火災。
 - 本電源供應器已針對 PC 使用所測試。用於其他應用時，我們無法保證任何安全或正確操作。本產品輸出含有危險能量，為避免操作時發生危險，須於裝入系統機殼並將所有設備安裝妥當後才可開啟電源。
 - 為了保護使用者及防火的目的，安裝此交換式電源供應器時，必須安裝於符合下列各項要求的外殼中，並且安裝妥當後，才可接上電源。
1. 外殼材質須為防火外殼。
 2. 外殼的上方及側邊之圓形開孔，最大內徑不可大於5mm。
 3. 外殼的上方及側邊之長條型開孔，對角線距離不可大於5mm；若寬度小於1mm，則長度不受限制。
 4. 外殼底部不可有開孔。



- 本產品輸出含有危險能量，為避免操作時發生危險，須於裝入系統機殼並將所有設備安裝妥當後才可開啟電源。
- 本產品之電源輸出非屬電力限制型電源，請連接使用具防火外殼之周邊，以避免火災危險發生。

安裝電源供應器

1. 請在安裝電源供應器前，確定電源開關已關閉。
2. 為了接地，請使用 3 或 4 顆螺絲將電源供應器固定於機殼內。
3. 根據主機板、顯示卡、或任何其他裝置的使用指南，連接電源接頭。
4. 連接 AC 電源接頭。
5. 開啟電源開關。

故障排除

若您的系統未在安裝電源供應器後開啟，請依照下述故障排除指南進行：

1. 請確定正確連接 AC 電源線。
2. 請確定已開啟電源開關。
3. 請確定主電源接頭與 +12V 電源接頭正確連接主機板。
4. 若電源供應器未正確作用，請立即聯繫我們的客服支援團隊。

保固

Cooler Master 保證本裝置自購買日起無材料與工藝瑕疵，並提供電源供應器至少 10 年的硬體有限保固。請在我們的官網上註冊，以享有有限保固。

本產品僅供電腦之用。將本裝置用於任何其他應用，將會使保固失效。若您不熟悉電腦硬體安裝，請尋求專業協助。保固適用於電源供應器，但不包括配件。

保固適用於正常使用下導致的損壞，且若判定裝置損壞是因濫用、修改、誤用、疏忽、不正確的電壓供應、空氣 / 水污染、意外事故或天災而起，則保固失效。若在保固期間內出現任何瑕疵，請將產品退還給您購買產品的經銷商或零售商，以更換 / 維修產品。如有任何技術相關問題，請聯繫我們的客戶支援團隊。

單元 Unit	限制物質及其化學符號 Restricted substances and its chemical symbols					
	鉛 Lead (Pb)	汞 Mercury (Hg)	鎘 Cadmium (Cd)	六價鉻 Hexavalent chromium (Cr=6)	多溴聯苯 Polybrominated biphenyls (PBB)	多溴二苯醚 Polybrominated diphenyl ethers (PBDE)
電路板	○	○	○	○	○	○
元器件	—	○	○	○	○	○
結構件	○	○	○	○	○	○
塑膠件	○	○	○	○	○	○
線材	○	○	○	○	○	○
風扇	—	○	○	○	○	○
其它輔料	○	○	○	○	○	○

備考 1: "○" 超出 0.1 wt % 及 "超出 0.01 wt %" 係指限制物質之百分比含量超出百分比含量基準值
 Note 1: "Exceeding 0.1 wt %" and "exceeding 0.01 wt %" indicate that the percentage content of the restricted substance exceeds the reference percentage value of presence condition.
 備考 2: "○" 係指該項限制物質之百分比含量未超出百分比含量基準值
 Note 2: "○" indicates that the percentage content of the restricted substance does not exceed the percentage of reference value of presence.
 備考 3: "—" 係指該項限制物質為排除項目
 Note 3: The "—" indicates that the restricted substance corresponds to the exemption.

WARRANTY INFORMATION

- (EN) Limited warranty period: <http://www.coolermaster.com/service/warranty.html>
- (AR) المحدود الضمان فترة : <http://www.coolermaster.com/service/warranty.html>
- (BG) Период на ограничена гаранция: <http://www.coolermaster.com/service/warranty.html>
- (CS) Období omezené záruky: <http://www.coolermaster.com/service/warranty.html>
- (DA) Begrænset garanti: <http://www.coolermaster.com/service/warranty.html>
- (DE) Beschränkter Garantiezeitraum: <http://www.coolermaster.com/service/warranty.html>
- (EL) Περίοδος περιορισμένης εγγύησης: <http://www.coolermaster.com/service/warranty.html>
- (ES) Periodo de garantía limitada: <http://www.coolermaster.com/service/warranty.html>
- (FA) مدت زمان گارانتی : <http://www.coolermaster.com/service/warranty.html>
- (FI) Rajoitettu takuujakso: <http://www.coolermaster.com/service/warranty.html>
- (FR) Période de garantie limitée: <http://www.coolermaster.com/service/warranty.html>
- (HU) Korlátozott jótállási időszak: <http://www.coolermaster.com/service/warranty.html>
- (HR) Razdoblje ograničenog jamstva: <http://www.coolermaster.com/service/warranty.html>
- (ID) Masa garansi terbatas: <http://www.coolermaster.com/service/warranty.html>
- (IT) Periodo di garanzia limitata: <http://www.coolermaster.com/service/warranty.html>
- (JA) 限定保証期間 : <http://www.coolermaster.com/service/warranty.html>
- (KO) 제한 보증 기간 : <http://www.coolermaster.com/service/warranty.html>
- (KK) Кенілдік мезімі: <http://www.coolermaster.com/service/warranty.html>
- (NL) Beperkte garantieperiode: <http://www.coolermaster.com/service/warranty.html>
- (NO) Garantiperiode, begrenset garanti: <http://www.coolermaster.com/service/warranty.html>
- (PL) Okres ograniczonej gwarancji: <http://www.coolermaster.com/service/warranty.html>
- (PT) Período de garantia limitada: <http://www.coolermaster.com/service/warranty.html>
- (RU) Ограниченный гарантийный срок: <http://www.coolermaster.com/service/warranty.html>
- (SR) Period ograničene garancije: <http://www.coolermaster.com/service/warranty.html>
- (SV) Begränsad garantiperiod: <http://www.coolermaster.com/service/warranty.html>
- (TR) Sınırlı garanti süresi: <http://www.coolermaster.com/service/warranty.html>
- (UK) Обмежений гарантійний термін: <http://www.coolermaster.com/service/warranty.html>
- (ZHT) 有限保固期間 : <http://www.coolermaster.com/service/warranty.html>



Make It Yours.

Asia Pacific - Cooler Master Technology Inc.
8F., No. 788-1, Zhongzheng Rd., Zhonghe Dist.,
New Taipei City 23586, Taiwan (R.O.C.).
Tel: +886-2-2225-3517

China - Cooler Master China
Room 2062, Floor 6, No. 421, Weiqing Rd.,
Jinshan District, Shanghai City, China
Tel: +86-21-51872177

Europe - Cooler Master Europe B.V.
Lodewijkstraat 1b, 5652AC Eindhoven, The Netherlands
Tel: +31-(0)40-702-0900

North America - Cooler Master NA
2929 E Imperial Hwy., Suite#110, Brea, CA 92821, USA
Tel: +1-888-624-5099

South America
E-mail: Soporte_Latam@coolermaster.com.tw



CoolerMaster website
For the most updated information,
Please visit our official website:
www.coolermaster.com



Technical Support
account.coolermaster.com



Product Page and Manual
Visit the Product Page for information,
manual and other downloads

512004800-GP Ver 1.0: 2021/07



The color and specification are subject to be changed without further notification. Please visit our website for updated information: www.coolermaster.com

©2021 Cooler Master Technology Inc. All Rights Reserved. All trademarks are registered to their respective owners.