

SOUND BLASTER[®] PRO-GAMING

KATANA



EXPERIENCE GUIDE

CREATIVE[®]



Sound BlasterX Katana

Customizable 24-bit Hi-Res
Gaming Under-Monitor Audio System (UMAS)

CONTENTS

Sound BlasterX Katana: An Overview

page **3**

Get acquainted with the Sound BlasterX Katana's architecture, controls and connectivity options.

Key Features

page **7**

Discover the core elements that make Sound BlasterX Katana the perfect desktop audio solution for professional gamers.

Experiencing the Sound BlasterX Katana

page **10**

Discover bit-perfect audio using the Sound BlasterX Katana with your smartphone, tablet, PC and Mac.

Enhancing Audio Playback

page **11**

Learn how to easily enhance gaming audio and elevate your gaming experience with visual displays of light via the fully customizable Sound Blaster Connect.

SOUND
BLASTER
PRO-GAMING



KATANA

Designed to fit perfectly under wide-screens and multi-monitor displays, the sleek **Sound BlasterX Katana** is the world's first Under-Monitor Audio System (UMAS) that combines Creative's award-winning proprietary audio technologies with a sophisticated tri-amplified 5-driver design and a programmable Aurora Reactive Lighting System to deliver room-filling, immersive audio and illuminate your space with spectacular displays of color inspired by earth's natural phenomenon.



Sound BlasterX Katana: An Overview

ARCHITECTURE, CONTROLS & CONNECTORS

Power/Bluetooth Button & Indicator

- Press once to switch ON/OFF (ON: white indicator)
- Press and hold 3 secs to perform Bluetooth pairing (Connected: blue indicator)

Up-Firing Midbass Drivers

- Up-firing to reduce main unit's height
- High-powered 2.5" cones driven by powerful Neodymium motor systems
- High output with great sonic clarity for precise detailed mids

Volume Control

- Adjusts the volume level

Source Button

- Press to select an audio source (Computer, Bluetooth, AUX, Optical, USB)

Audio/Lighting Preset Button

- Cycle through different audio and lighting presets

High-Excursion Tweeters

- Special 1.34" inverted aluminum dome diaphragms with wide polymer surround with outstanding excursion capability
- Separately chambered with very low resonant frequency
- Optimized for low crossover frequency providing seamless driver integration with midbass drivers
- Located on both ends to produce a superior intrinsic soundstage – unobstructed even when placed behind a laptop

Aurora Reactive Lighting

- Fully programmable LED lighting with up to 16.8 million colors

Display

- Shows the source and current status



Sound BlasterX Katana: An Overview (cont.)

ARCHITECTURE, CONTROLS & CONNECTORS (cont.)

Headset Jack

- Connect to headset/headphones with a 3.5mm 4-pole/3-pole cable

Mic In Jack

- Connect to headset mic connector or a microphone with a 3.5mm plug for voice transmission or recording

Subwoofer Out Jack

- Connect to the Sound BlasterX Katana subwoofer unit

Power Supply

- Power up the Sound BlasterX Katana using the supplied power adapter

Line In Jack

- Connect to a mobile device or portable media player via stereo cable

Optical Jack

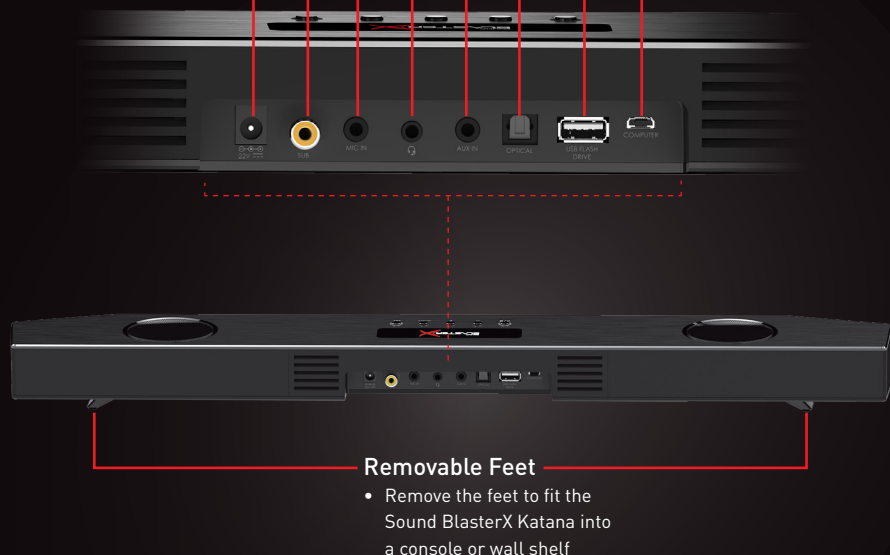
- Connect to a game console or TV via optical cable

USB Flash Drive Port

- Play music directly from a USB flash drive

USB Port for Computer

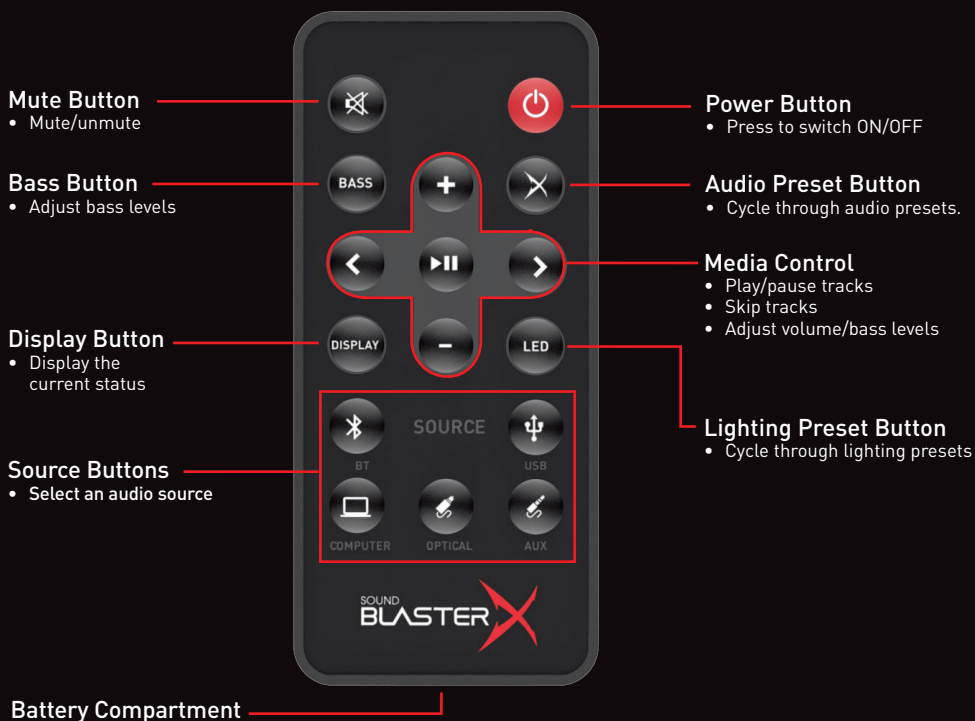
- Listen to high-res 24-bit/96kHz digital audio playback from PC/Mac



Removable Feet

- Remove the feet to fit the Sound BlasterX Katana into a console or wall shelf

ARCHITECTURE, CONTROLS & CONNECTORS (cont.)



Technical Specifications

- **Power output:**
 - Main unit: 45 W RMS (15 W RMS x 2 Mids + 7.5 W RMS x 2 Tweeters)
 - Subwoofer: 30 W RMS
 - Total: 75 W RMS / 150 W Peak
- **Frequency response:**
 - Main unit: 150 ~ 20,000 Hz
 - Subwoofer: 20 ~ 150 Hz
- **Product weight:**
 - Main unit: 1.5 kg (3.3 lbs)
 - Subwoofer: 4.0 kg (8.8 lbs)
- **Dimensions (W x H x D):**
 - Main unit: 600 x 60 x 79 mm (23.6 x 2.4 x 3.1 in)
 - Subwoofer: 130 x 333 x 299 mm (5.1 x 13.1 x 11.8 in)

Sound BlasterX Katana: An Overview (cont.)

CONNECTIVITY

Computer

Connect to a PC/Mac for up to 24-bit/96kHz high-resolution digital audio playback. The built-in Sound Blaster sound card/DAC delivers lossless, crystal-clear and impressive room-filling sound.




USB Flash Drive

Play your favorite music directly from a USB flash drive in high fidelity. Eliminate the need to commit your smart device or computer for playback.

Optical

Connect a game console or TV via S/PDIF optical to experience amplified and enhanced audio for your games or movies. The on-board Dolby Digital 5.1 decoder also provides true-to-life movies and games.



Bluetooth

Connect your mobile devices via Bluetooth 4.2 and stream high-quality audio wirelessly without latency.

AUX

Connect portable media players via 3.5mm analog cable for clear, powerful audio playback.



Microphone

Connect a microphone for clear voice transmissions, broadcasting or recordings. You can even enhance your voice using the software.

Headset

For private listening or late night gaming sessions, simply connect your favorite headset.



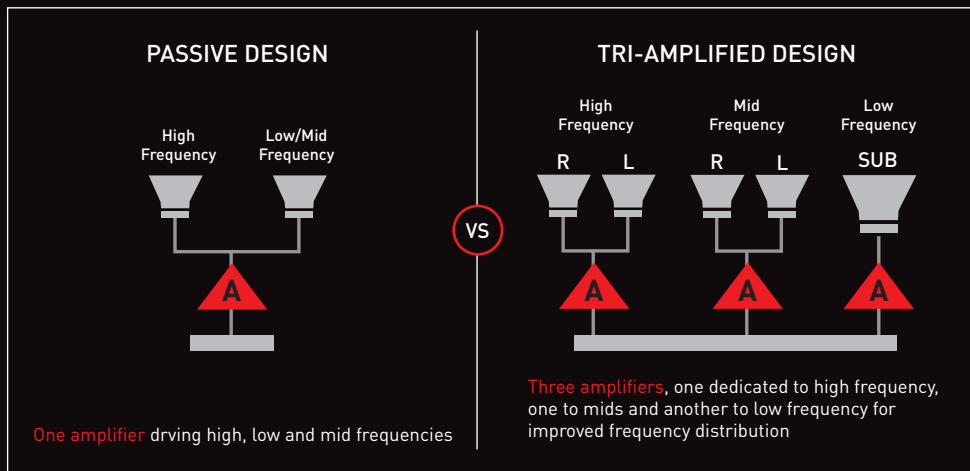
Key Features

SPEAKER TECHNOLOGY

The Sound BlasterX Katana incorporates speaker technology usually found only in active studio monitors, but is re-engineered now into a much sleeker one-piece form factor (with a dedicated subwoofer) made for the desktop.

Incorporating BlasterX Acoustic Engine and a Dolby® Digital 5.1 decoder, Sound BlasterX Katana combines Creative's renowned audio processing technologies with a sophisticated sound system design. The slim and slick audio system, crafted with a brushed aluminum finish, packs a whole slew of features in a neat setup and small footprint to cover all aspects of entertainment. Its simplicity, versatility and power are truly best in class.

Tri-Amplified Design: Three Amps are Better Than One



Unlike most conventional soundbars that utilize a single amplifier to reproduce the entire audio spectrum, Sound BlasterX Katana employs three high-performance amplifiers – one dedicated to driving lows, one for mids, and another solely for high frequencies.

This allows the Sound BlasterX Katana to produce startlingly clear, precise, and well-balanced audio. Without any compromise on clarity, details and bass, the Sound BlasterX Katana is able to deliver massive room-filling audio that is non sweet-spot dependant – fully immersing users in the action of a game or movie, from the whizz of bullets to the rumble of explosions, and even the softest dialog.

Key Features (cont.)

SPEAKER TECHNOLOGY

Sophisticated 5-Driver Design

The Sound BlasterX boasts a sophisticated fully active 5-driver design of 2 up-firing midbass drivers, 2 high-excursion tweeters and a long-throw subwoofer where each driver is individually powered by a DSP-controlled amplifier.

Audio signals are split into individual frequency bands by the DSP before the right frequencies are fed to the individual amps and drivers accordingly. This results in distinct, accurate audio reproduction at every part of the spectrum with very low distortion.

Sleek yet Powerful and Room-Filling

Comprised of a slim main unit and a compact subwoofer, the Sound BlasterX Katana is the most powerful in its class with a 150W peak power output.

Standing at just 2.5" tall, the ultra-thin main unit offers a low table to bezel height that fits well below any large multi-display space. Despite its slim profile, the Sound BlasterX Katana pumps powerful, clean, room-filling audio with precise stereo imaging thanks to the specially designed driver placement.

The midbass drivers are placed at an up-firing angle to reduce height while the tweeters are placed on both ends of the main unit to produce a superior intrinsic soundstage. For far improved driver integration with the midbass drivers, the tweeters are crossed at a very low frequency to produce a well-balanced sound regardless of sitting and listening environment. With a generous width of 23.6", the main unit delivers an amazingly wide soundstage that is unobstructed even when placed behind a laptop.

The dedicated subwoofer features a large 5.25" long-throw driver housed in a specially tuned wooden enclosure. To reduce turbulence, a port tube with dual flares is built into the slim subwoofer, ensuring deep and dynamic bass despite its compact size.



TECHNOLOGY INSIDE

Intelligent Processor for Customizable Enhancements

A built-in proprietary Sound Blaster multi-core DSP that is powerful, flexible and programmable transforms the Sound BlasterX Katana into a full-fledged external sound card.



Coupled with legendary Sound Blaster technologies, it provides fully customizable hardware-powered audio restoration, voice processing, 7.1 virtual surround sound and other advanced audio enhancements for games, movies and music – giving you unprecedented audio realism in real time.

Dolby Digital 5.1 Decoder

The Sound BlasterX Katana is a certified Dolby Digital decoder, providing crisp, true-to-life 5.1 channel playback via optical-in. Experience immersive, mind-blowing games and movies!



Aurora Reactive Lighting System

The Sound BlasterX Katana comes with the Aurora Reactive Lighting System that features 49 programmable RGB LEDs.

Inspired by earth's natural phenomenon, the Aurora Reactive Lighting System illuminates the main unit with brilliant displays of color along its entire length with an even coverage from edge to edge.



Choose from 6 presets or program it with up to 16.8 million colors and different rhythms to choose from. Build a neat gaming space by linking up other Aurora Reactive Lighting System products.

Experiencing the Sound BlasterX Katana

Every gamer has a personal preference as to how gaming audio should sound like, and we acknowledge that. The Sound Blaster Connect software provides no-holds-barred access to an arsenal of tools to control every aspect of your audio. Its unmatched versatility lets you tweak individual audio settings to bring out the dynamics unique to each game – the way you want it, to gain that added advantage. Combining hardware-accelerated processing, top-notch components and Sound Blaster's class-leading audio algorithm technologies, the Sound BlasterX Katana offers incomparable audio customization and built-in audio presets professionally tuned for most of your playback needs.



Game

Strap up and prep yourself for the greatest adventure of your life! With our immaculately tuned Game profile, enjoy your game with the most visceral aural performance you've ever heard! Our new Ultra Wide Immersion algorithm enables the Katana to bring forth a soundscape that is so wide, so natural and so accurate that plain words cannot describe it completely.



Concert

Relive the emotional memories of your favorite artist's live performance with the Concert profile. Hear the painstakingly rendered vocal and band performance like it was, back in the arena, with booming basslines and echoes permeating through the thick atmosphere because we believe that great Concert experiences should never end.



Cinema

Get transported into an alternate reality of incredible cinematography and breathtaking moving audio with the Cinema profile. With this, we aim to preserve the original rendition of master audio mixes and then some. Hear every speech, cue and subtle nuance just the way it should be.



Night

Catching up with your latest flix at 3AM will never be a problem ever again. Start your visual feast and switch to the Night profile and binge till you can do no more. With our Smart Volume Management technology and our deep understanding of human aural perception, we tuned this profile carefully to preserve harmony so that you can continue eating popcorn and binging on movies all night long.

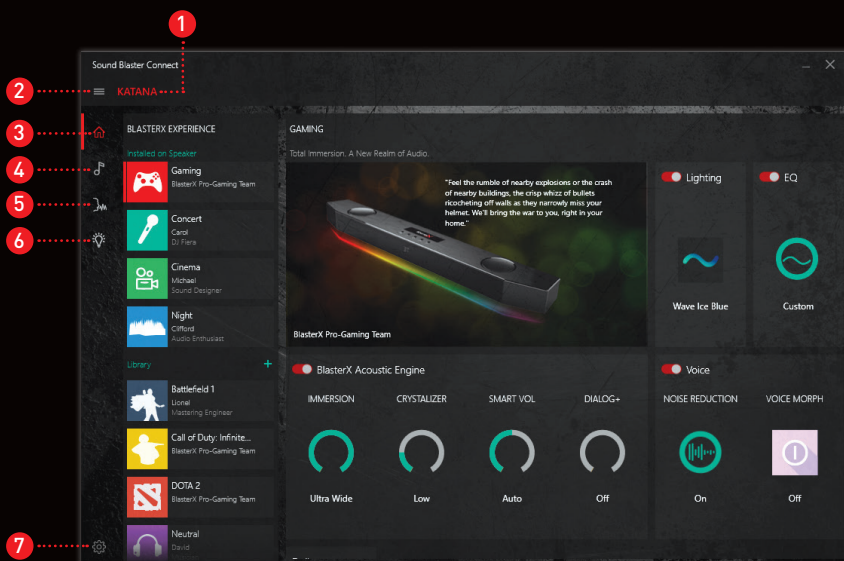
Enhancing Audio Playback

Sound Blaster Connect for PC

Available for Windows®, the fully customizable Sound Blaster Connect software gives you complete control over your listening experience with our professionally tweaked enhancements that intelligently decreases distractions and enhances game play. You can also tweak the lighting effects of your BlasterX product to create a fully customized gaming space.

Sound
BLASTER

Overview



1 Connected Devices

- Select the device to configure

2 Open/Collapse Menu

- Open or collapse the sidebar menu

3 Dashboard

- Quick overview of audio and visual settings

4 Sound

- Modify EQ settings
- Personalize audio settings
- Customize Dolby Digital 5.1

5 Voice

- Improve voice clarity
- Have fun with voice morph

6 Lighting

- Choose or customize RGB lighting presets to match your mood and space

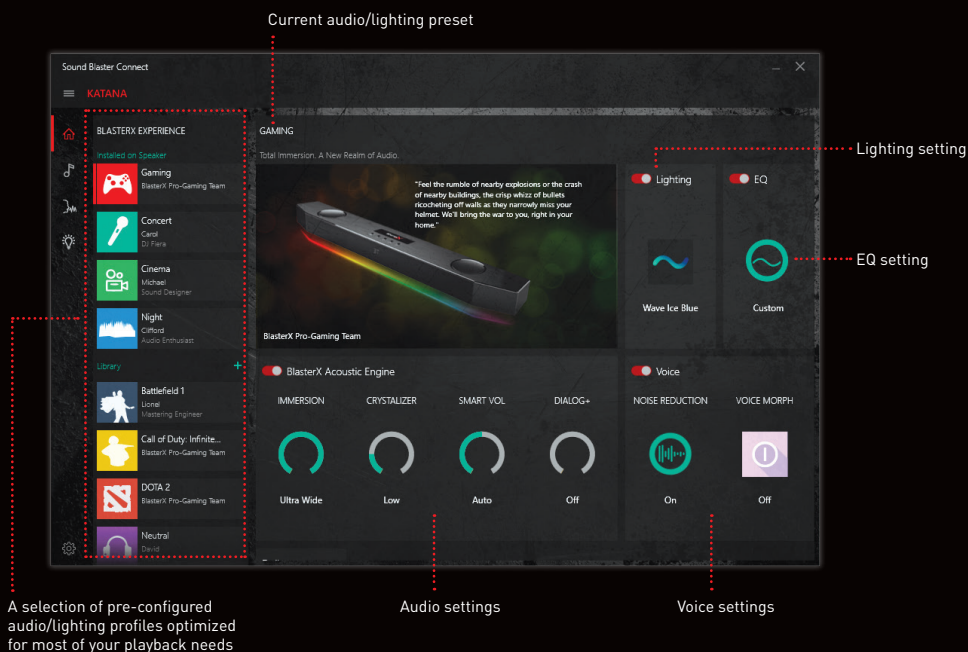
7 Settings

- Change language settings
- Modify SB Connect settings
- Check software and firmware status
- Restore default settings

Enhancing Audio Playback (cont.)

Dashboard

An overview of all your audio and visual settings. View your current and frequently used settings, or quickly personalize them.



Sound

Each preset profile can be further customized according to your acoustic preference for music, games a movies.

1. Equalizer

Select from a plethora of Equalizer presets to match your audio, or enhance the bass or treble to your liking with our graphic equalizer

Tap to view a list of preset EQs.

Simply draw your preferred EQ wave across the frequency bands or adjust each frequency filter by sliding the points

Slide to adjust the enhancement of bass sounds. More harmonic tones will be added the higher you go.

Slide to adjust the enhancement of high notes.

Enhancing Audio Playback (cont.)

2. Enhancement

Powered by BlasterX Acoustic Engine, enhance and tweak your auditory experience to perfection with intelligent controls.



Immersion: Enjoy true-to-life audio with a natural sense of audio depth, spaciousness and surround effects from your content. Move the slider clockwise to widen the soundstage and increase immersion.

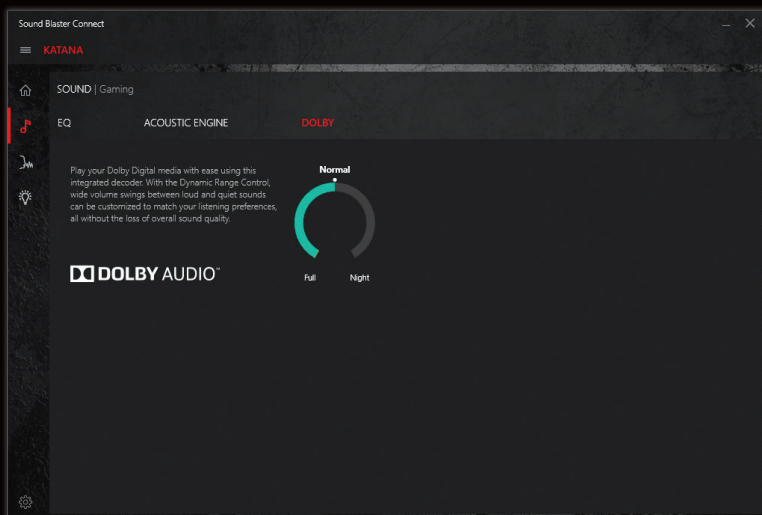
Crystalizer: Experience audio the way the artist intended by restoring audio details that were lost due to file compression. Move the slider clockwise to increase the amount of details restored.

Smart Vol: Minimize abrupt volume changes. Choose to normalize volume loudness automatically according to your playback (Auto), or intelligently reduce loud burst of sounds for those late night sessions (Night).

Dialog+: Enhance voices in movies, music or games for clearer dialog. Hear the dialog over the rest of the soundtrack and ambient noise in your listening environment. Move the slider clockwise to add more focus on vocals.

3. Dolby

For a more satisfying Dolby Digital playback experience, adjust the dynamic range to suit your listening preference.



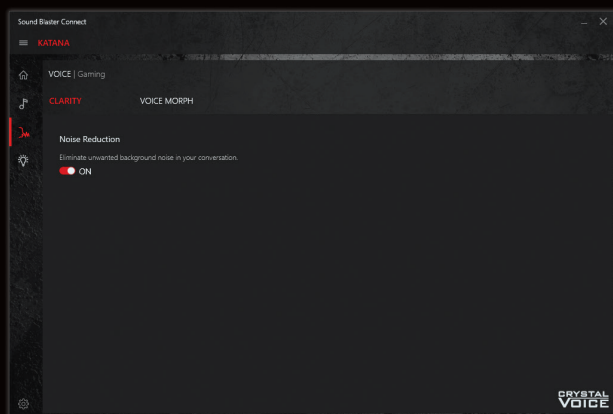
Enhancing Audio Playback (cont.)

Voice

Improve your voice quality and inject fun into your in-game chats, broadcasts to Twitch, YouTube and other social media with voice enhancements.

1. Clarity

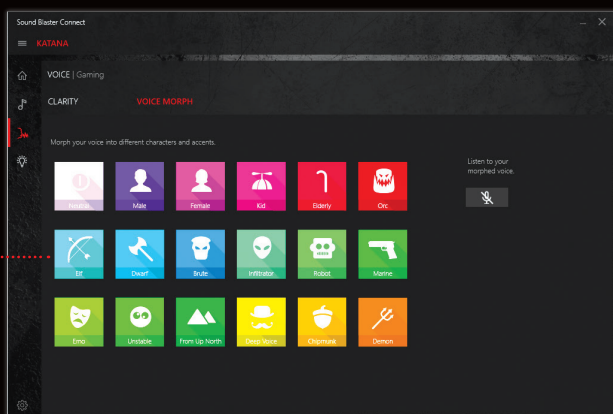
Powered by CrystalVoice, you can significantly reduce noise and echoes as you speak in real-time.



2. Voice Morph

Have fun changing your voice to different characters during game play, game casting or recordings.

Select one of the many Voice Morph options to enhance your tone or create interesting accents and sound like a completely different person.



Lighting

Choose or customize RGB lighting presets to match your mood and space.

The screenshot shows the Sound Blaster Connect application window for the KATANA device. The interface is divided into several sections:

- Left Sidebar:** Contains a 'LIGHTING' tab and a 'PRESETS' section with a toggle switch set to 'On'. Below this is a 'Library' of lighting presets including Wave Rainbow, Solo Orange, Wave Ice Blue, Pulse Red, Wave Fire, Wave Green, Wave Blue, Aurora, Mood Yellow, and Personal.
- Main Display:** Shows a 3D model of the KATANA device with a rainbow light effect. The selected preset is 'WAVE RAINBOW'.
- Bottom Controls:** Includes four main sections: 'MOTION' (with options like Solo, Aurora, Wave, Pulse, Mood, Cycle), 'DIRECTION' (with left and right arrows), 'COLOR' (a color wheel), and 'SPEED' (a slider labeled '24 (rpm)').

Annotations with red dashed lines point to specific features:

- Selected preset:** Points to the 'WAVE RAINBOW' preset in the top left.
- Select your favorite color scheme to match your gaming space.** Points to the 'COLOR' wheel.
- Select a lighting preset. They have been specially tuned to match the equivalent audio presets.** Points to the 'PRESETS' list in the sidebar.
- Select a motion sequence for the lighting effect.** Points to the 'MOTION' section.
- Select the direction of the light movement.** Points to the 'DIRECTION' arrows.
- Slide to adjust the speed of light movement.** Points to the 'SPEED' slider.



Corporate Headquarters

Creative Technology Ltd, 31 International Business Park, #03-01 Creative Resource, Singapore 609921
Tel: +(65) 6895 4000 Fax: +(65) 6895 4999 Website: www.creative.com
For more details on Sound BlasterX products, visit blasterX.com

© 2016 Creative Labs Pte. Ltd. All rights reserved. Creative, the Creative logo, Sound Blaster and BlasterX logo are trademarks or registered trademarks of Creative Technology Ltd. in the United States and/or other countries. Manufactured under the license from Dolby Laboratories. Dolby, Dolby Audio and the double-D symbol are trademarks of Dolby Laboratories. The Bluetooth® word mark and logo are owned by the Bluetooth SIG, Inc. and any use of such marks by Creative Technology Ltd is under license. Microsoft and Windows are registered trademarks of Microsoft Corporation in the United States and/or other countries. All other trademarks are the property of their respective owners and are hereby recognized as such. All specifications are subject to change without notice. Actual product may differ slightly from images shown. Information in this document is subject to change without notice and does not represent a commitment on the part of Creative Technology Ltd.