



GS-1016 V2 & GS-1026 V3

Quick Installation Guide

11-2020 / v1.0

Edimax Technology Co., Ltd.

No. 278, Xinhua 1st Rd., Neihu Dist., Taipei City, Taiwan

Email: support@edimax.com.tw

Edimax Technology Europe B.V.

Fijenhof 2, 5652 AE Eindhoven, The Netherlands

Email: support@edimax.nl

Edimax Computer Company

3444 De La Cruz Blvd., Santa Clara, CA 95054, USA

Email: support@edimax.com

Contents

I. Product Information.....	1
I-1. Package Contents.....	2
I-2. Hardware Overview.....	3
I-3. LED Status.....	5
II. Hardware Installation.....	6

I. Product Information

The GS-1016 V2 and GS-1026 V3 Gigabit switch are designed to upgrade or expand the network with high-speed, enhanced performance while maintaining a compact form factor. The GS-1016 V2 and GS-1026 V3 are designed with fanless, rack-mounted and metal case and offer an easy plug-and-play, flexible-deployment, cost-effective, energy efficient solution for users looking to extend networks and fulfill their high bandwidth data transfer and streaming needs.

You can find all supporting documents from the link below or via QR Code:

<https://www.edimax.com/download>

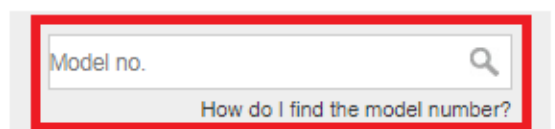


(Once you've visited the Edimax official website, please enter the model no. "GS-1016 V2 or GS-1026 V3" into the search box to search for your product.)

Download

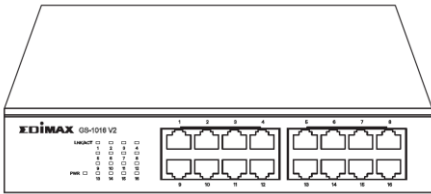
To select your product and find related download materials, enter the model number into the search box on the right side or follow the simple steps below:

*Feel free to contact us anytime if you need help or if you can't find your product.

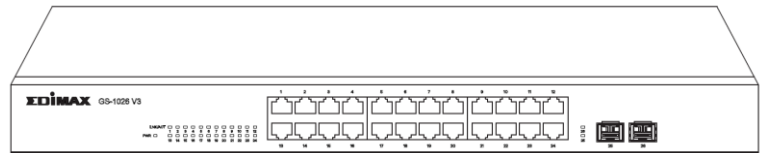
A screenshot of a search box on a website. The search box is rectangular with a light gray background and a red border. Inside the box, the text "Model no." is visible on the left, and a magnifying glass icon is on the right. Below the search box, the text "How do I find the model number?" is displayed.

I-1. Package Contents

Before start using this product, please check if there is anything missing in the package, and contact your dealer to claim the missing item(s):



GS-1016 V2



GS-1026 V3

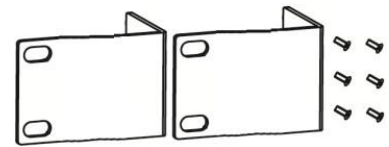
or



Quick Installation Guide



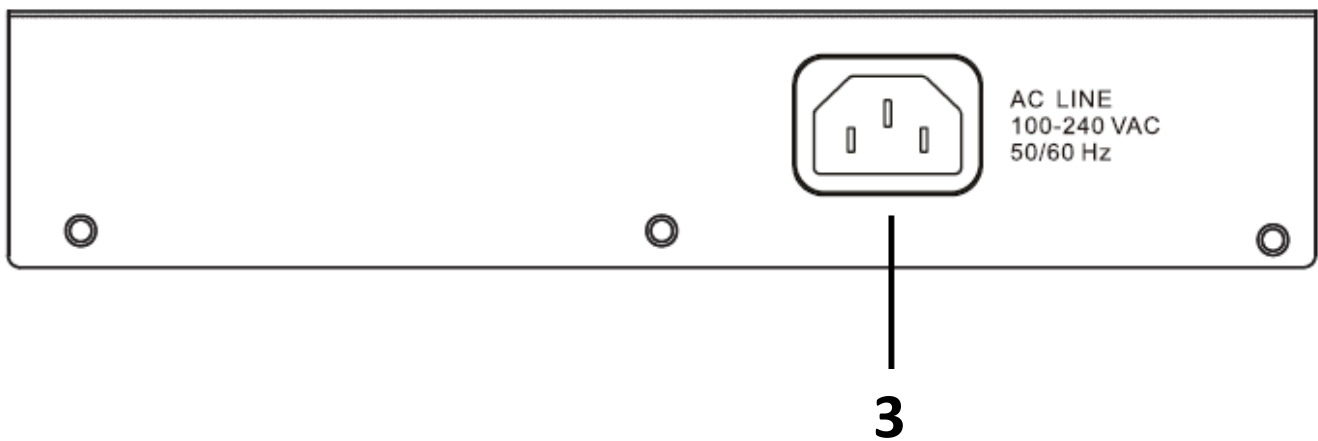
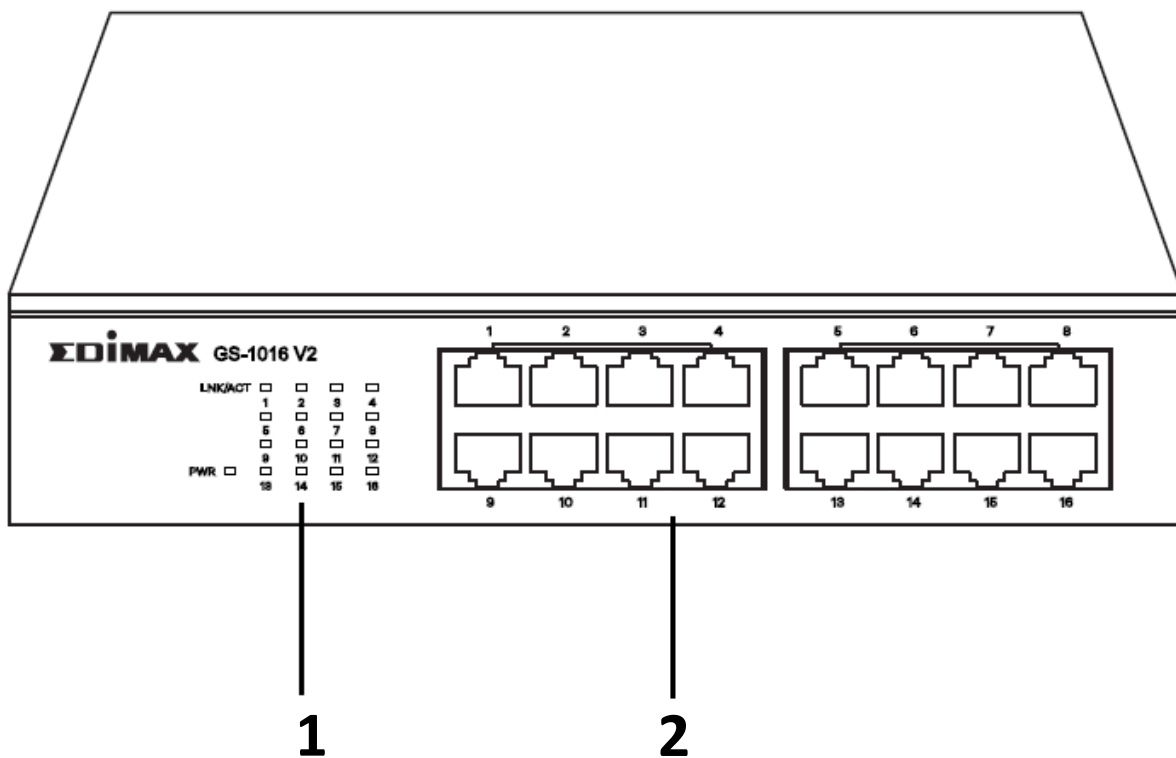
Power Cord



Rack-Mount Kit

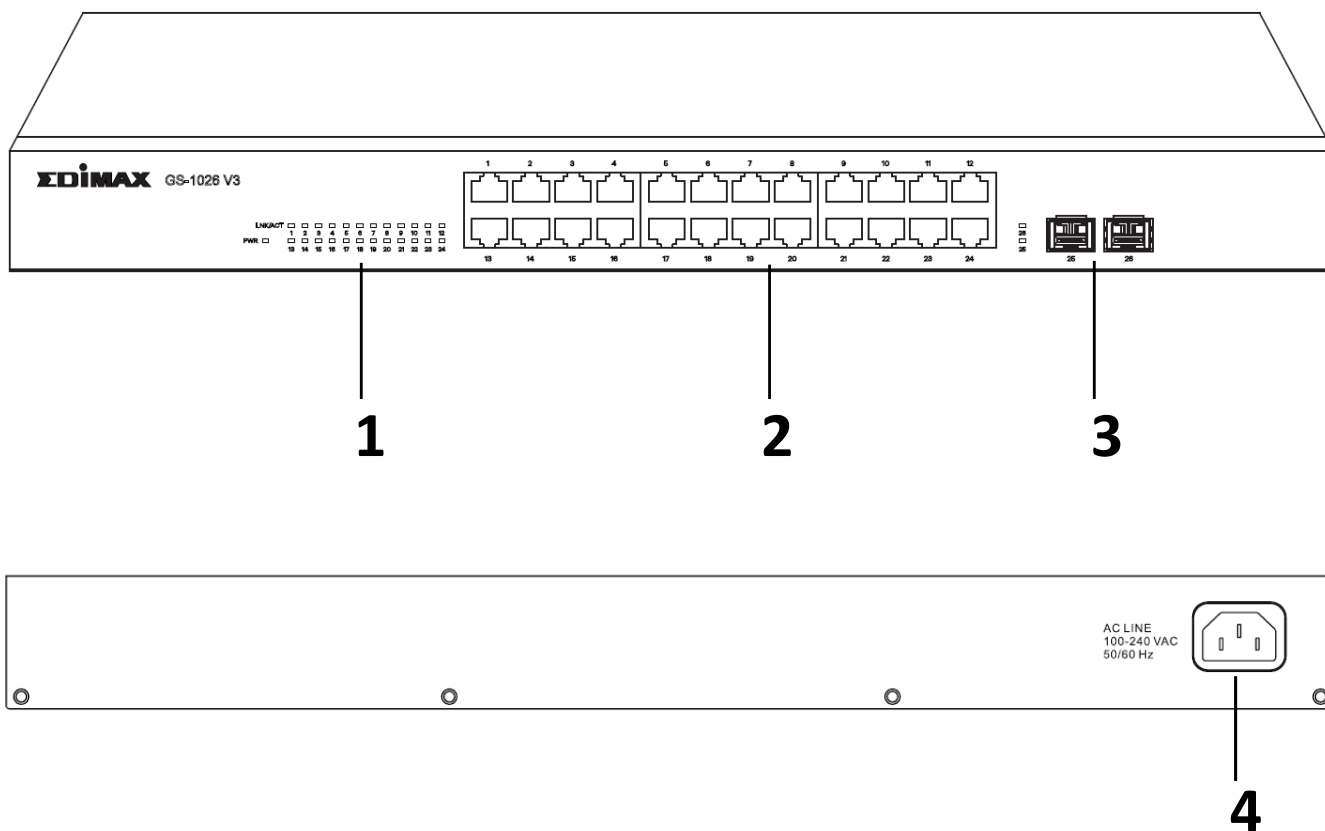
I-2. Hardware Overview

GS-1016 V2: 16-Port Gigabit Rack-mount Switch



No.	Description
1	LED (PWR, Link/ACT)
2	LAN Ports 16/24
3	Power Socket

GS-1026 V3: 26-Port Gigabit with 2 SFP Slots Rack-mount Switch



No.	Description
1	LED (PWR, Link/ACT)
2	LAN Ports X24
3	SFP Ports X 2
4	Power Socket

I-3. LED Status

GS-1016 V2:

Function	Status	Description
LINK/ACT	On (Amber)	Port is connected, Link at 10/100M
	On (Green)	Port is connected, Link at 1000M
	Off	Port is disconnected or link failure
	Flashing	Sending or receiving data
PWR	On	Power on
	Off	Power off

GS-1026 V3:

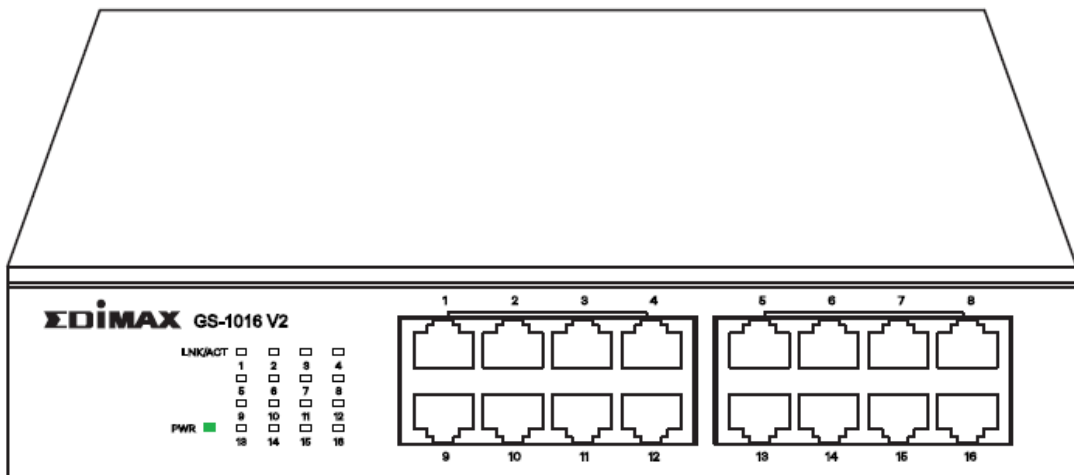
Function	Status	Description
LINK/ACT	On (Amber)	Port is connected, Link at 10/100M
	On (Green)	Port is connected, Link at 1000M
	Off	Port is disconnected or link failure
	Flashing	Sending or receiving data
PWR	On	Power on
	Off	Power off
SFP	On (Green)	Port is connected, Link at 1000M
	On (Amber)	Port is connected, Link at 100M
	Flashing	Sending or receiving data

II. Hardware Installation

This section will guide you through the steps to set up the GS-1016 V2 and GS-1026 V3.

1. Connect the power supply to the PoE switch.

NOTE: Ensure the “PWR” LED lights on Green.



2. Plug an Ethernet cable from the LAN port to the router.

NOTE: Ensure the “LAN” LED lights on Green or Amber.

3. Plug an Ethernet cable from the LAN port to any devices that have Ethernet port.

COPYRIGHT

Copyright © Edimax Technology Co., Ltd. all rights reserved. No part of this publication may be reproduced, transmitted, transcribed, stored in a retrieval system, or translated into any language or computer language, in any form or by any means, electronic, mechanical, magnetic, optical, chemical, manual or otherwise, without the prior written permission from Edimax Technology Co., Ltd.

Edimax Technology Co., Ltd. makes no representations or warranties, either expressed or implied, with respect to the contents hereof and specifically disclaims any warranties, merchantability, or fitness for any particular purpose. Any software described in this manual is sold or licensed as is. Should the programs prove defective following their purchase, the buyer (and not this company, its distributor, or its dealer) assumes the entire cost of all necessary servicing, repair, and any incidental or consequential damages resulting from any defect in the software. Edimax Technology Co., Ltd. reserves the right to revise this publication and to make changes from time to time in the contents hereof without the obligation to notify any person of such revision or changes.

The product you have purchased and the setup screen may appear slightly different from those shown in this QIG. The software and specifications are subject to change without notice. Please visit our website www.edimax.com for updates. All brand and product names mentioned in this manual are trademarks and/or registered trademarks of their respective holders.

Federal Communication Commission Interference Statement

This equipment has been tested and found to comply with the limits for a Class A digital device, pursuant to Part 15 of the FCC Rules. These limits are designed to provide reasonable protection against harmful interference when the equipment is operated in a commercial environment. This equipment generates, uses, and can radiate radio frequency energy and, if not installed and used in accordance with the instruction manual, may cause harmful interference to radio communications. Operation of this equipment in a residential area is likely to cause harmful interference in which case the user will be required to correct the interference at his own expense.

FCC Radiation Exposure Statement

This device complies with FCC radiation exposure limits set forth for an uncontrolled environment and it also complies with Part 15 of the FCC RF Rules. This equipment must be installed and operated in accordance with provided instructions and the antenna(s) used for this transmitter must be installed to provide a separation distance of at least 20 cm from all persons and must not be co-located or operating in conjunction with any other antenna or transmitter. End-users and installers must be provided with antenna installation instructions and consider removing the no-collocation statement.

This device complies with Part 15 of the FCC Rules. Operation is subject to the following two conditions:

- (1) this device may not cause harmful interference, and
- (2) this device must accept any interference received, including interference that may cause undesired operation.

Caution!

Any changes or modifications not expressly approved by the party responsible for compliance could void the user's authority to operate the equipment.

R&TTE Compliance Statement

This equipment complies with all the requirements of DIRECTIVE 2014/30/EU OF THE EUROPEAN PARLIAMENT AND THE COUNCIL of March 9, 1999 on radio equipment and telecommunication terminal equipment and the mutual recognition of their conformity (R&TTE). The R&TTE Directive repeals and replaces in the directive 98/13/EEC (Telecommunications Terminal Equipment and Satellite Earth Station Equipment) As of April 8, 2000.

Safety

This equipment is designed with the utmost care for the safety of those who install and use it. However, special attention must be paid to the dangers of electric shock and static electricity when working with electrical equipment. All guidelines of this and of the computer manufacture must therefore be allowed at all times to ensure the safe use of the equipment.

EU Countries Intended for Use

The ETSI version of this device is intended for home and office use in Austria, Belgium, Bulgaria, Cyprus, Czech, Denmark, Estonia, Finland, France, Germany, Greece, Hungary, Ireland, Italy, Latvia, Lithuania, Luxembourg, Malta, Netherlands, Poland, Portugal, Romania, Slovakia, Slovenia, Spain, Sweden, Turkey, and United Kingdom. The ETSI version of this device is also authorized for use in EFTA member states: Iceland, Liechtenstein, Norway, and Switzerland.

EU Countries Not Intended for Use

None

EU Declaration of Conformity

- English:** This equipment is in compliance with the essential requirements and other relevant provisions of Directive 2014/30/EU.
- Français:** Cet équipement est conforme aux exigences essentielles et autres dispositions de la directive 2014/30/EU.
- Čeština:** Toto zařízení je v souladu se základními požadavky a ostatními příslušnými ustanoveními směrnic 2014/30/EU.
- Polski:** Urządzenie jest zgodne z ogólnymi wymaganiami oraz szczególnymi warunkami określonymi Dyrektywą UE 2014/30/EU.
- Română:** Acest echipament este în conformitate cu cerințele esențiale și alte prevederi relevante ale Directivei 2014/30/EU.
- Русский:** Это оборудование соответствует основным требованиям и положениям Директивы 2014/30/EU.
- Magyar:** Ez a berendezés megfelel az alapvető követelményeknek és más vonatkozó irányelveknek (2014/30/EU).
- Türkçe:** Bu cihaz 2014/30/EU. direktifleri zorunlu istekler ve diğer hükümlerle ile uyumludur.
- Українська:** Обладнання відповідає вимогам і умовам директиви 2014/30/EU.
- Slovenčina:** Toto zariadenie spĺňa základné požiadavky a ďalšie príslušné ustanovenia smerníc 2014/30/EU.
- Deutsch:** Dieses Gerät erfüllt die Voraussetzungen gemäß den Richtlinien 2014/30/EU.
- Español:** El presente equipo cumple los requisitos esenciales de la Directiva 2014/30/EU.
- Italiano:** Questo apparecchio è conforme ai requisiti essenziali e alle altre disposizioni applicabili della Direttiva 2014/30/EU.
- Nederlands:** Dit apparaat voldoet aan de essentiële eisen en andere van toepassing zijnde bepalingen van richtlijn 2014/30/EU.
- Português:** Este equipamento cumpre os requisitos essenciais da Directiva 2014/30/EU.
- Norsk:** Dette utstyret er i samsvar med de viktigste kravene og andre relevante regler i Direktiv 2014/30/EU.
- Svenska:** Denna utrustning är i överensstämmelse med de väsentliga kraven och övriga relevanta bestämmelser i direktiv 2014/30/EU.
- Dansk:** Dette udstyr er i overensstemmelse med de væsentligste krav og andre relevante forordninger i direktiv 2014/30/EU.
- suomen kieli:** Tämä laite täyttää direktiivien 2014/30/EU. oleelliset vaatimukset ja muut asiaankuuluvat määräykset.

FOR USE IN 



WEEE Directive & Product Disposal



At the end of its serviceable life, this product should not be treated as household or general waste. It should be handed over to the applicable collection point for the recycling of electrical and electronic equipment, or returned to the supplier for disposal.

Declaration of Conformity

We, Edimax Technology Co., Ltd., declare under our sole responsibility, that the equipment described below complies with the requirements of the European R&TTE directives.

Equipment: 16-Port Gigabit switch

Model No.: GS-1016 V2

The following European standards for essential requirements have been followed:

Directives 2014/30/EU

EMC : EN 55032:2015+AC:2016
EN 61000-3-2:2014
EN 61000-3-3:2013+A1:2019
EN 55035:2017

Directives 2014/35/EU

Safety (LVD) : IEC 62368-1:2014 (2nd Edition) and/or EN 62368-1:2014+A11:2017

Edimax Technology Europe B.V.
Fijenhof 2,
5652 AE Eindhoven,
The Netherlands

Printed Name: David Huang
Title: Director
Edimax Technology Europe B.V.

a company of:
Edimax Technology Co., Ltd.
No. 278, Xinhua 1st Rd.,
Neihu Dist., Taipei City,
Taiwan



Date of Signature: Nov., 2020

Signature:

A handwritten signature in black ink, appearing to read 'Albert Chang', written over a horizontal line.

Printed Name:

Albert Chang

Title:

Director

Edimax Technology Co., Ltd.

Declaration of Conformity

We, Edimax Technology Co., Ltd., declare under our sole responsibility, that the equipment described below complies with the requirements of the European R&TTE directives.

Equipment: 24-Port Gigabit switch with 2 SFP Slots

Model No.: GS-1026 V3

The following European standards for essential requirements have been followed:

Directives 2014/30/EU

EMC : EN 55032:2015+AC:2016
EN 61000-3-2:2014
EN 61000-3-3:2013+A1:2019
EN 55035:2017

Directives 2014/35/EU

Safety (LVD) : IEC 62368-1:2014 (2nd Edition) and/or EN 62368-1:2014+A11:2017

Edimax Technology Europe B.V.
Fijenhof 2,
5652 AE Eindhoven,
The Netherlands

Printed Name: David Huang

Title: Director

Edimax Technology Europe B.V.

a company of:

Edimax Technology Co., Ltd.
No. 278, Xinhua 1st Rd.,
Neihu Dist., Taipei City,
Taiwan



Date of Signature: Nov., 2020

Signature:

A handwritten signature in black ink, appearing to read 'Albert Chang', written over a horizontal line.

Printed Name:

Albert Chang

Title:

Director

Edimax Technology Co., Ltd.