



Questo manuale d'istruzione è fornito da trovaprezzi.it. Scopri tutte le offerte per [TP-Link TL-SG1210P](#) o cerca il tuo prodotto tra le [migliori offerte di Switch](#)



Questo manuale d'istruzione è fornito da trovaprezzi.it. Scopri tutte le offerte per [TP-Link TL-SG1210P](#) o cerca il tuo prodotto tra le [migliori offerte di Switch](#)



Installation Guide

Gigabit Desktop Switch with PoE/PoE+

LED Explanation

Power

On: Power on
Off: Power off

PoE Status

On: Providing PoE power
Flashing: PoE fault
Off: Not providing PoE power

Link/Act (For TL-SG1008P)

On: A device is linked to the corresponding port and running properly.
Flashing: Transmitting or receiving data.
Off: No device is linked to the corresponding port.

1000Mbps (For TL-SG1008P)

On: Running at 1000 Mbps.
Off: Running at 10/100 Mbps or no device is linked to the corresponding port.

PoE MAX

For TL-SG1008P:
On: $48\text{ W} \leq \text{Total power supply} < 55\text{ W}$
Flashing: $\text{Total power supply} \geq 55\text{ W}$
Off: $\text{Total power supply} < 48\text{ W}$

For TL-SG1210P:
On: $56\text{ W} \leq \text{Total power supply} < 63\text{ W}$
Flashing: $\text{Total power supply} \geq 63\text{ W}$
Off: $\text{Total power supply} < 56\text{ W}$

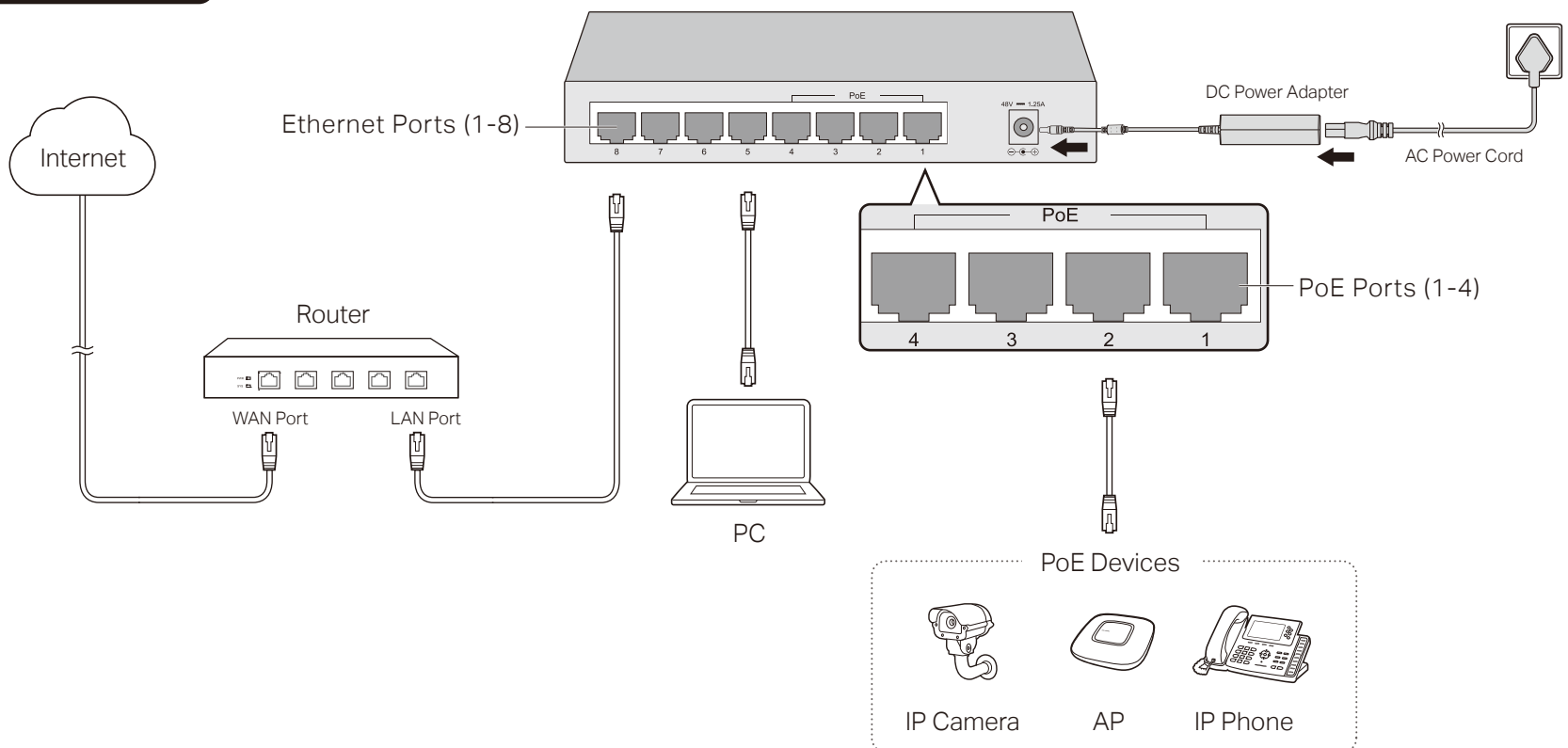
Link/Act, Uplink 1, Uplink 2 (For TL-SG1210P)

Green On: Running at 1000 Mbps, but no activity.
Green Flashing: Running at 1000 Mbps and is transmitting or receiving data.
Yellow On: Running at 10/100 Mbps, but no activity.
Yellow Flashing: Running at 10/100 Mbps and is transmitting or receiving data.
Off: No device is linked to the corresponding port.

© 2020 TP-Link 7106508569 REV3.1.0

Package Contents: Switch, Power Adapter, Power Cord and Installation Guide.
Note: For simplicity, we will take TL-SG1008P for example throughout the Guide.

Connection



- Note:**
1. TL-SG1210P has two uplink ports, which typically connect to uplink devices like routers. Uplink 1 is an SFP port and works with a 1000 Mbps SFP module. Uplink 2 is an RJ45 port.
 2. PoE/PoE+ ports typically connect to PoE Devices. Besides, PoE/PoE+ ports can also connect to non-PoE devices, but only transmit data.
 3. For TL-SG1008P, maximum PoE power is 15.4 W for each PoE port and 55 W for all PoE ports in total. For TL-SG1210P, maximum PoE power is 30 W for each PoE port and 63 W for all PoE ports in total.
 4. PoE budget calculations are based on laboratory testing. Actual PoE power budget is not guaranteed and will vary as a result of client limitations and environmental factors.

Frequently Asked Questions (FAQ)

Q1. Why is the Power LED not lit?

The Power LED should be lit when the power system is working normally. If the Power LED is not lit, please try the following:

- A1: Make sure the AC power cord is connected to the switch with power source properly.
- A2: Make sure the voltage of the power supply meets the requirements of the input voltage of the switch.
- A3: Make sure the power source is ON.

Q2. Why is the Link/Act LED not lit while a device is connected to the corresponding port?

Please try the following:

- A1: Make sure that the cable connectors are firmly plugged into the switch and the device.
- A2: Make sure the connected device is turned on and works normally.
- A3: The cable must be less than 100 meters long (328 feet).

Q3. Why is PoE/PoE+ ports not supplying power for PoE devices?

If total power consumption of connected PoE devices exceeds the maximum, the system will cut off the power to ports with the lowest PoE priority. A PoE port with a smaller index number has a higher PoE priority. Let's take TL-SG1008P as an example. If port 1, 2 and 4 are consuming 15.4 W respectively, and an additional PoE device with 12 W is connected to port 3, the total power consumption exceeds 55 W, so the system will cut off the power to port 4.



To ask questions, find answers, and communicate with TP-Link users or engineers, please visit <https://community.tp-link.com> to join TP-Link Community.



For technical support and other information, please visit <https://www.tp-link.com/support>, or simply scan the QR code.



If you have any suggestions or needs on the product guides, welcome to email techwriter@tp-link.com.cn.



Specifications

General Specifications

Standard	IEEE 802.3i, 802.3u, 802.3ab, 802.3x, 802.3af, 802.1p For TL-SG1210P: IEEE 802.3z, 802.3at
Protocol	CSMA/CD
Interface	For TL-SG1008P: 8 10/100/1000 Mbps RJ45 Ports, Auto-Negotiation MDI/MDIX; PoE Ports: Port 1-Port 4, Total Power Supply: 55 W For TL-SG1210P: 9 10/100/1000 Mbps RJ45 Ports, Auto-Negotiation MDI/MDIX; 1 1000 Mbps SFP port; PoE Ports: Port 1-Port 8, Total Power Supply: 63 W
Network Media (Cable)	10BASE-T: UTP category 3, 4, 5 cable (maximum 100 m); EIA/TIA-568 100 Ω STP (maximum 100 m) 100BASE-TX: UTP category 5, 5e cable (maximum 100 m); EIA/TIA-568 100 Ω STP (maximum 100 m) 1000BASE-T: UTP category 5e cable or above (maximum 100 m); EIA/TIA-568 100 Ω STP (maximum 100 m) 1000BASE-SX/LX/LX10/BX10: MMF, SMF (For TL-SG1210P)
Backbone Bandwidth	For TL-SG1008P: 16 Gbps For TL-SG1210P: 20 Gbps
MAC Address Table	4K
Transfer Method	Store-and-Forward
MAC Address Learning	Automatically learning, automatically aging
Power Supply	External Power Adapter Input: 100-240 V AC, 50/60 Hz Output: For TL-SG1008P: 48 V DC/1.25 A For TL-SG1210P: 53.5 V DC/1.31 A
Wall Mountable	For TL-SG1008P: No For TL-SG1210P: Yes
Distance Between Mounting Holes	For TL-SG1210P: 150 mm

Environmental and Physical Specifications

Operating Temperature	0 °C to 40 °C (32 °F to 104 °F)
Storage Temperature	-40 °C to 70 °C (-40 °F to 158 °F)
Operating Humidity	10% to 90%RH non-condensing
Storage Humidity	5% to 90%RH non-condensing

FCC compliance information statement

Product Name: 8-Port Gigabit Desktop Switch with 4-Port PoE /
10-Port Gigabit Desktop Switch with 8-Port PoE+
Model Number: TL-SG1008P/TP-SG1210P

Component Name	Model
I.T.E. Power Supply	T480125-2-DT (For TL-SG1008P) T535131-2-DT (For TP-SG1210P)

Responsible party:

TP-Link USA Corporation, d/b/a TP-Link North America, Inc.
Address: 145 South State College Blvd. Suite 400, Brea, CA 92821
Website: <https://www.tp-link.com/us/>
Tel: +1 626 333 0234
Fax: +1 909 527 6803
E-mail: sales.usa@tp-link.com

This equipment has been tested and found to comply with the limits for a Class A digital device, pursuant to part 15 of the FCC Rules. These limits are designed to provide reasonable protection against harmful interference when the equipment is operated in a commercial environment. This equipment generates, uses, and can radiate radio frequency energy and, if not installed and used in accordance with the instruction manual, may cause harmful interference to radio communications. Operation of this equipment in a residential area is likely to cause harmful interference in which case the user will be required to correct the interference at his own expense.

This device complies with part 15 of the FCC Rules. Operation is subject to the following two conditions:

- 1) This device may not cause harmful interference.
- 2) This device must accept any interference received, including interference that may cause undesired operation.

Any changes or modifications not expressly approved by the party responsible for compliance could void the user's authority to operate the equipment.

Product Name: I.T.E. Power Supply
Model Number: T480125-2-DT/T535131-2-DT

Responsible party:

TP-Link USA Corporation, d/b/a TP-Link North America, Inc.
Address: 145 South State College Blvd. Suite 400, Brea, CA 92821
Website: <https://www.tp-link.com/us/>
Tel: +1 626 333 0234
Fax: +1 909 527 6803
E-mail: sales.usa@tp-link.com

This equipment has been tested and found to comply with the limits for a Class B digital device, pursuant to part 15 of the FCC Rules. These limits are designed to provide reasonable protection against harmful interference in a residential installation. This equipment generates, uses and can radiate radio frequency energy and, if not installed and used in accordance with the instructions, may cause harmful interference to radio communications. However, there is no guarantee that interference will not occur in a particular installation. If this equipment does cause harmful interference to radio or television reception, which can be determined by turning the equipment off and on, the user is encouraged to try to correct the interference by one or more of the following measures:

- Reorient or relocate the receiving antenna.
- Increase the separation between the equipment and receiver.
- Connect the equipment into an outlet on a circuit different from that to which the receiver is connected.
- Consult the dealer or an experienced radio/ TV technician for help.

This device complies with part 15 of the FCC Rules. Operation is subject to the following two conditions:

- 1) This device may not cause harmful interference.
- 2) This device must accept any interference received, including interference that may cause undesired operation.

Any changes or modifications not expressly approved by the party responsible for compliance could void the user's authority to operate the equipment.

We, TP-Link USA Corporation, has determined that the equipment shown as above has been shown to comply with the applicable technical standards, FCC part 15. There is no unauthorized change is made in the equipment and the equipment is properly maintained and operated.

Issue Date: 2019/12/02

CE Mark Warning

This is a class A product. In a domestic environment, this product may cause radio interference, in which case the user may be required to take adequate measures.

TP-Link hereby declares that the device is in compliance with the essential requirements and other relevant provisions of directives 2014/30/EU, 2014/35/EU, 2009/125/EC, 2011/65/EU and (EU)2015/863.

The original EU declaration of conformity may be found at <https://www.tp-link.com/en/ce>.



Продукт сертифіковано згідно с правилами системи УкрСЕПРО на відповідність вимогам нормативних документів та вимогам, що передбачені чинними законодавчими актами України.

EAC

Canadian Compliance Statement

This device contains licence-exempt transmitter(s)/receiver(s) that comply with Innovation, Science and Economic Development Canada's licence-exempt RSS(s). Operation is subject to the following two conditions:

- (1) This device may not cause interference.
- (2) This device must accept any interference, including interference that may cause undesired operation of the device.

L'émetteur/récepteur exempt de licence contenu dans le présent appareil est conforme aux CNR d'Innovation, Sciences et Développement économique Canada applicables aux appareils radio exempts de licence. L'exploitation est autorisée aux deux conditions suivantes:

- 1) L'appareil ne doit pas produire de brouillage;
- 2) L'appareil doit accepter tout brouillage radioélectrique subi, même si le brouillage est susceptible d'en compromettre le fonctionnement.

Industry Canada Statement

CAN ICES-3 (A)/NMB-3(A)

BSMI Notice

安全諮詢及注意事項

- 請使用原裝電源供應器或只能按照本產品注明的電源類型使用本產品。
- 清潔本產品之前請先拔掉電源線。請勿使用液體、噴霧清潔劑或濕布進行清潔。
- 注意防潮，請勿將水或其他液體潑灑到本產品上。
- 插槽與開口供通風使用，以確保本產品的操作可靠並防止過熱，請勿堵塞或覆蓋開口。
- 請勿將本產品置放於靠近熱源的地方。除非有正常的通風，否則不可放在密閉位置中。
- 請不要私自打開機殼，不要嘗試自行維修本產品，請由授權的專業人士進行此項工作。

限用物質含有情況標示聲明書

產品元件名稱	限用物質及其化學符號					
	鉛 Pb	鎘 Cd	汞 Hg	六價鉻 CrVI	多溴聯苯 PBB	多溴二苯醚 PBDE
PCB	○	○	○	○	○	○
外殼	○	○	○	○	○	○
電源供應器	—	○	○	○	○	○
備考1. "○"系指該項限用物質之百分比含量未超出百分比含量基準值。 備考2. "—"系指該項限用物質為排除項目。						








Safety Information

- Keep the device away from water, fire, humidity or hot environments.
- Do not attempt to disassemble, repair, or modify the device.
- Do not use damaged charger or USB cable to charge the device.
- Do not use any other chargers than those recommended.
- Adapter shall be installed near the equipment and shall be easily accessible.
- Place the device with its bottom surface downward.

Please read and follow the above safety information when operating the device. We cannot guarantee that no accidents or damage will occur due to improper use of the device. Please use this product with care and operate at your own risk.

Explanation of the symbols on the product label

Note: The product label can be found at the bottom of the product.

	Indoor use only
	DC voltage
	AC voltage
	Class II equipment
	Polarity of output terminals
	Energy efficiency marking
	RECYCLING This product bears the selective sorting symbol for Waste electrical and electronic equipment (WEEE). This means that this product must be handled pursuant to European directive 2012/19/EU in order to be recycled or dismantled to minimize its impact on the environment. User has the choice to give his product to a competent recycling organization or to the retailer when he buys a new electrical or electronic equipment.