

# KIOXIA

## USB Flash memory Manual

### Read Before Use

Before using our Products, read this Manual for our Products below, Warranty Statement for our Products ([personal.kioxia.com/support/warranty/](https://personal.kioxia.com/support/warranty/)), and a User Manual for the device with the Product is used.




### Before using

- Use the Product only in an Windows personal computer(PC) or a Mac.

### Safety Precautions

This section lists important precautions which users of our Product(s) (and anyone else) should observe in order to avoid injury to human body and damage to property, and to ensure safe and correct use of our products. Please be sure that you understand the meanings of the labels and graphic symbols described below before you move on to the detailed descriptions of the precautions, and comply with the precautions stated.

#### Explanation of Labels



 <b>DANGER</b>	 <b>WARNING</b>	 <b>CAUTION</b>	<b>NOTICE</b>
Indicates a hazardous situation which, if not avoided, will result in death or serious injury <sup>1</sup> .	Indicates a hazardous situation which, if not avoided, could result in death or serious injury <sup>1</sup> .	Indicates a potentially hazardous situation which, if not avoided, may result in minor or moderate injury <sup>2</sup> .	Indicates practices that may cause property damage <sup>3</sup> and other problems, but not personal injury.




\*1: Serious injury includes blindness, wounds, burns (low and high temperature), electric shock, fractures, and poisoning, etc. with long-lasting effects or that require hospitalization and/or long-term hospital visits for treatment.



\*2: Minor or moderate injury includes wounds, burns, electric shock, etc. not requiring hospitalization and/or long-term hospital visits for treatment.

\*3: Property damage means damage to customer or third party machines and equipment.

#### Explanation of Graphic Symbols

 <b>Prohibited</b>	 <b>Instructions</b>
Indicates prohibited actions.	Indicates actions that must be undertaken for safety purposes.

 <b>WARNING</b>	
 <b>Prohibited</b>	<ul style="list-style-type: none"> <li>• <b>Keep the Product out of reach of children and pets.</b> Accidental swallowing may cause suffocation or other injury. Contact a doctor immediately if you think a child or a pet might have swallowed the Product.</li> <li>• <b>Do not disassemble or modify the Product.</b> It may result in personal injury, damage to the Product, smoke or fire.</li> <li>• <b>Do not bend, drop, place heavy objects upon the Product, or otherwise expose the Product to strong force or impact.</b> Do not touch the Product with tweezers, pliers or other tools which may damage the Product. Plug and unplug the Product with care. Do not use the Product if it malfunctions or is in an abnormal state. Using such Product may cause smoke, fire, burn injury or damage to the device into which such the Product is plugged.</li> </ul>
 <b>Instructions</b>	<ul style="list-style-type: none"> <li>• <b>If the Product produces an odor, overheats or smokes, immediately turn off the device with which the Product is used including the device and the peripherals, and disconnect all cables. Unplug the Product from the device. Do not turn on the device or plug the Product into the device again. Contact our customer support center or the store from which you have purchased the Product.</b> Using such Product may cause smoke, fire, burn injury or damage to the device into which such Product is plugged.</li> </ul>

 <b>CAUTION</b>	
 <b>Prohibited</b>	<ul style="list-style-type: none"> <li>• <b>The Product may heat up if used for long hours.</b> If the Product is hot, allow such Product to cool off before unplugging it from the device. Do not touch the Product while it is hot.</li> <li>• <b>Do not touch the terminals (connection surface) of the Product directly or with metal or hard objects or short out the terminals.</b></li> </ul>



## Prohibited

Static electricity may cause data corruption or loss.

### ●Do not get the Product wet.

Do not operate or store the Product outside of the operating temperature or humidity range.

Do not expose to

- high humidity environment,
- high temperature environment such as in a hot car, in direct sunlight, near fire, near heater,
- airflow from air-conditioner,
- dusts,
- static electricity,
- electric noise,
- strong magnetic fields, or
- corrosive chemicals or gases.

Do not place the Product near sources of heat or flame, or near flammable materials.

Do not expose to fire or heat. Do not contaminate the terminals of the Product. Do not allow the Product to maintain direct contact with skin for long hours.

### ●Do not expose to rapid temperature change.

Condensation on the Product may be caused.

### ●While data in the Product is being written or read,

- Do not apply vibration or physical shock to the Product,
- Do not turn off the device with which the Product is used, or
- Do not unplug the Product.

Malfunction of the Product, corruption or loss of data may result.



## Instructions

### ●To protect against accidental data loss, back up your data periodically to other storage media.

As the Product is used for extended periods of time or repeatedly, the Product may lose some or all of its functionality including writing, reading or deleting.

KIOXIA ASSUMES NO LIABILITY FOR ANY CORRUPTION OR LOSS OF DATA RECORDED IN THE PRODUCT, REGARDLESS OF THE TYPE OR CAUSE OF SUCH FAILURE.

### ●The Product is formatted to FAT32 when shipped from the manufacturer.

Reformatting the Product will cause all the data stored in the Product to be lost. Before reformatting, back up all necessary data and files in the Product to other storage media.

Reformat the Product using a device with USB interface.

### ●Before unplugging the Product from a USB port on a PC or a Mac, disconnect the USB drive through the operating system of the device.

Failure to do so may cause data in the Product to be corrupted or lost.

### ●Plugging and Unplugging

To properly plug the Product into and unplug it from a compatible device, follow the procedure in the user manual of the device.

Plugging:

Plug the Product into a USB port on a PC or a Mac according to the user manual of the PC or the Mac.

Forced plugging can damage or break the Product and/or the USB port.

Orienting the Product properly, plug the Product into a USB port on a device as far as it goes.

The Product will not work properly if plugged poorly or oriented improperly.

Unplugging:

Follow the steps below to unplug the Product from a USB port on a device while the device is up:

\*The steps or descriptions may vary depending on the version of operating system.

• Windows

1. Click "Safely Remove Hardware" icon on the taskbar.
2. Click "Remove TransMemory".
3. Check "Remove Hardware" appearing on the window.
4. Unplug the Product.

• OS X and macOS

1. Drag and drop " TransMemory" icon on the desktop to the trash icon.
2. Check that the " TransMemory" icon is disappearing. Unplug the Product.

## Mandatory actions

- Plug the Product into a USB port on a PC or a Mac.  
KIOXIA ASSUMES NO LIABILITY FOR ANY DAMAGES CAUSED BY OR RESULTING FROM USE OF THE PRODUCT WITH DEVICE OTHER THAN PCS OR MAC.
- The Product is neither intended nor warranted for use in equipment or systems that require extraordinarily high levels of quality and/or reliability and/or a malfunction or failure of which may cause loss of human life, bodily injury, Serious property damage or serious public impact ("Unintended Use"). Unintended Use includes, without limitation, equipment used in nuclear facilities, equipment used in the aerospace industry, medical equipment, equipment used for automobiles, trains, ships and other transportation, traffic signaling equipment, equipment used to control combustions or explosions, safety devices, elevators and escalators, devices related to electric power, and equipment used in finance-related fields. Do not use Product for Unintended Use unless specifically permitted in this document.
- Keep the USB connector of the Product always clean.  
Use a soft, dry cloth for cleaning.

## Technical specification

- For technical specification posted on Product page, go to [personal.kioxia.com/](https://personal.kioxia.com/).

## USB interface

- Compatible USB interface

Supported host interface
USB3.2 Gen2/USB3.2 Gen1/USB3.1 Gen2/USB3.1 Gen1/USB3.0/USB2.0(*4)

\*4: Read/write speeds differ depending on the host devices and each Product.

## Country/Region of Origin

- The country/region of origin of the Product is labeled on their bodies or their package.

## Transfer and disposal

- Even if you delete or reformat the Product on device such as a PC or a Mac, data may not be completely unplugged and/or may be recoverable if the device used for the deletion or reformatting was not supplied with functionality that permanently deletes data from the Product.  
Sort and dispose of Product in accordance with local laws and regulations.

## Privacy Data

- Please confirm details of the privacy policies of KIOXIA, its subsidiaries and affiliates by contacting those companies directly.
- The Product, once directly or indirectly returned to KIOXIA, may be analyzed for quality improvement purposes by KIOXIA or a company that provides components or services for the Product. Data that may still be remaining on the Product will be treated in confidence and will not be shared with any other third party. The returned Product and the data will be destroyed after the analysis.

## Export and Import

- Any export, re-export, import and re-import of the Product, related software, software you have installed on the Product and data you have written in the Product are strictly prohibited except in compliance with the Japanese Foreign Exchange and Foreign Trade Law, the U.S. Export Administration Regulations and all applicable export laws and regulations.

## Support

- For frequently-asked questions (FAQ), go to [personal.kioxia.com/support/faq/](https://personal.kioxia.com/support/faq/).
- If you want to obtain warranty service, contact Customer Support and inform them of (1) to (3):
  - (1) part number of the Product (printed on the backside of package) and proof of purchase of the Product such as receipt,
  - (2) manufacturer and model of the device with which the Product is used, and
  - (3) detailed descriptions of the trouble, how the Product has been used when such trouble occurred, how often such trouble occurred and so on.

## Warranty Statement

- For warranty statement, go to [personal.kioxia.com/support/warranty/](https://personal.kioxia.com/support/warranty/).

## Customer Support

- For Customer Support, go to [personal.kioxia.com/support/contact/](https://personal.kioxia.com/support/contact/).

Manufactured by **KIOXIA Corporation**

3-1-21, Shibaura, Minato-ku, Tokyo 108-0023, Japan  
The address is subject to change.

- Mac, macOS and OS X are trademarks of Apple Inc.
- All other company names, product names, and service names may be trademarks of their respective companies.
- Designs and specifications are subject to change without notice.

First edition issued in April 2020.