

G432

Surround Sound
Gaming Headset

Casque pour le jeu
son surround



User Manual
Manuel de l'utilisateur

CONTENTS

English	3	Español.	13
Français	8	Português	18


www.logitech.com/support/g432

WHAT'S IN THE BOX

1

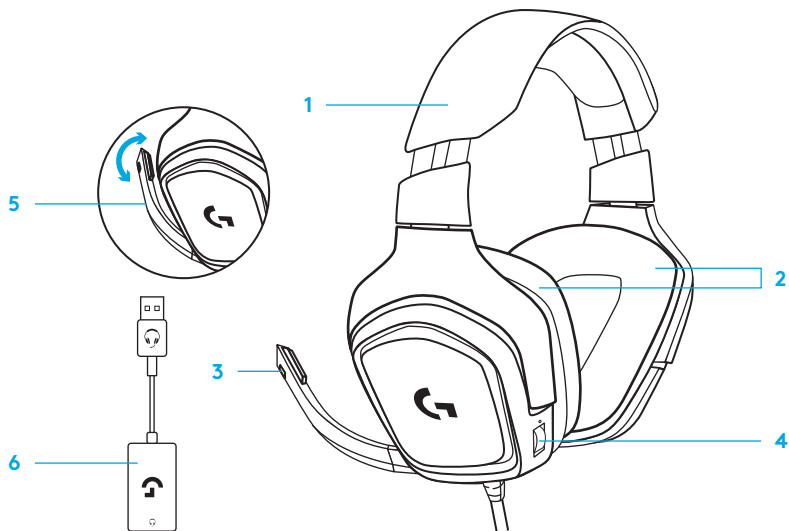


1. G432 Gaming Headset
2. Splitter cable



3. USB audio adapter

FEATURES



1. Headset

2. Removable earpads

3. Microphone

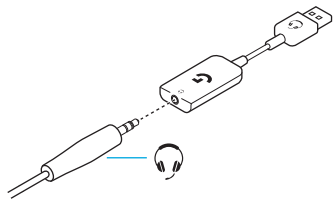
4. Volume control

5. Flip to mute microphone

6. USB audio adapter

SETUP

1

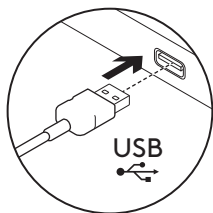


2



www.logitech.com/support/g432

3

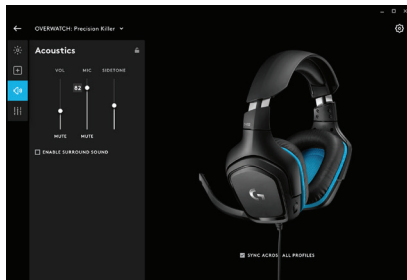


4



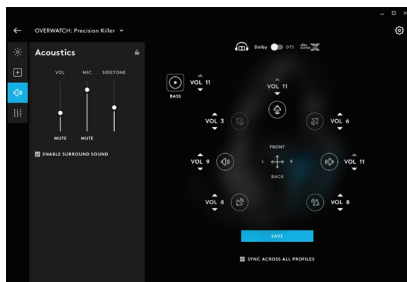
Start G432 software for best experience.

CHANGING HEADSET SETTINGS



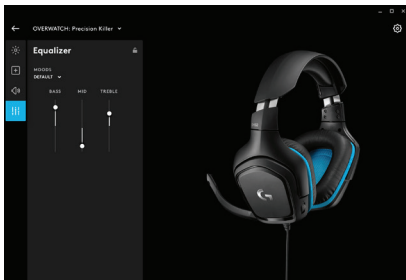
Acoustics

- Headset and microphone volume



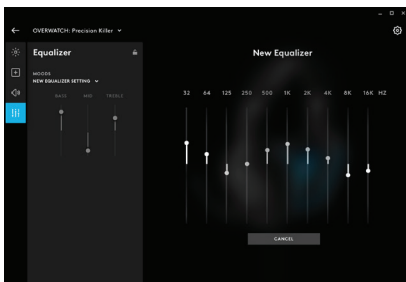
SurroundSound

- DTS Headphone: X 2.0



Equalizer

- Bass and treble control



Custom Equalizer

- EQ settings


CONTENU DU COFFRET

1



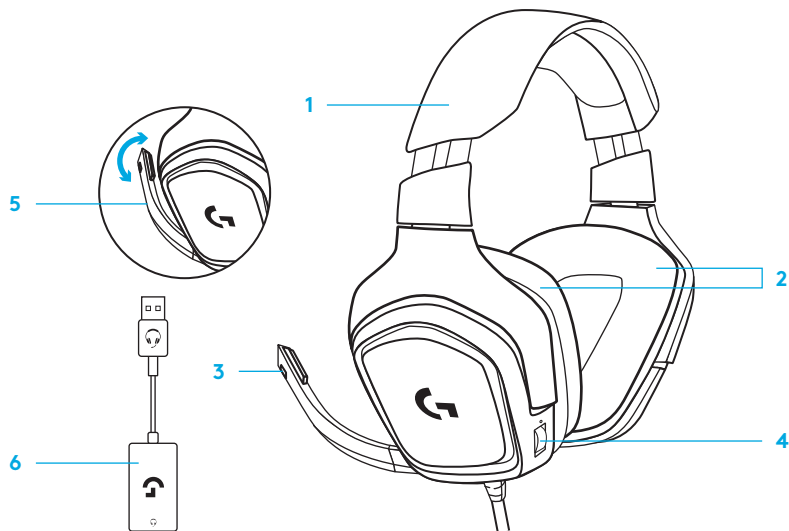
1. Casque gaming G432

2. Câble séparateur



3. Adaptateur audio USB

FONCTIONNALITÉS



1. Casque

2. Coussinets amovibles

3. Microphone

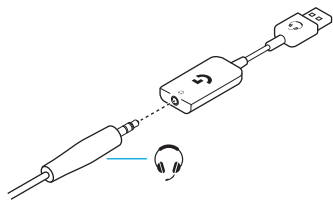
4. Contrôle du volume

5. Microphone avec fonction de sourdine
Flip-up

6. Adaptateur audio USB

INSTALLATION

1

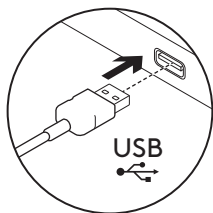


2



www.logitech.com/support/g432

3

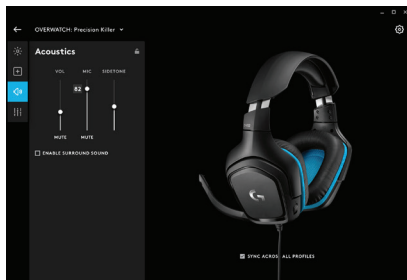


4



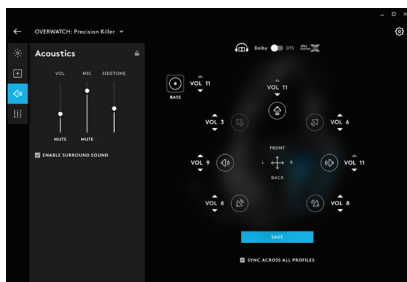
Lancez le logiciel G432 pour optimiser l'utilisation de votre casque.

MODIFICATION DES PARAMÈTRES DU CASQUE



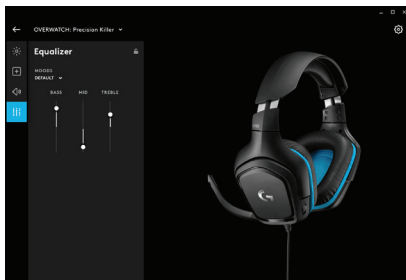
Acoustique

- Volume du casque et du micro



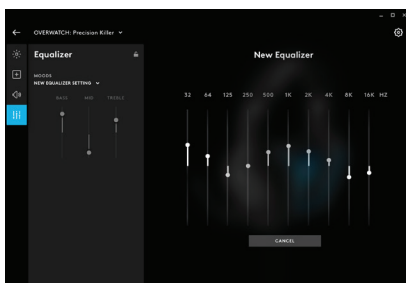
Son surround

- DTS Headphone: X 2.0



Egaliseur

- Réglage des graves et des aigus



Égaliseur personnalisé

- Paramètres d'égaliseur


CONTENIDO DE LA CAJA

1



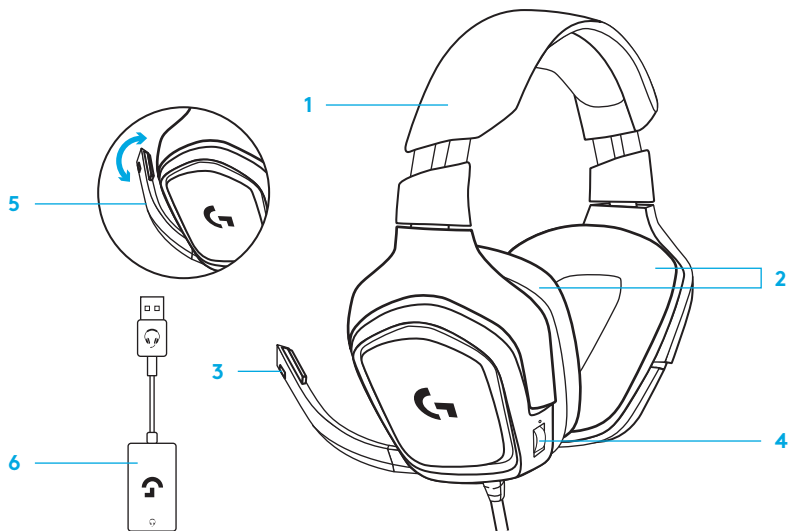
1. Audífonos con micrófono G432 para juegos

2. Cable divisor



3. Adaptador de audio USB

FUNCIONES



1. Audífonos con micrófono

2. Almohadillas extraíbles

3. Micrófono

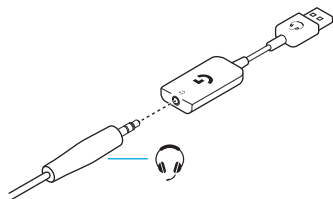
4. Control de volumen

5. Micrófono volteable para silenciar

6. Adaptador de audio USB

CONFIGURACIÓN

1

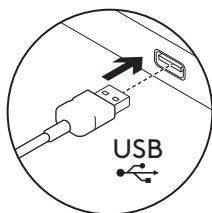


2



www.logitech.com/support/g432

3

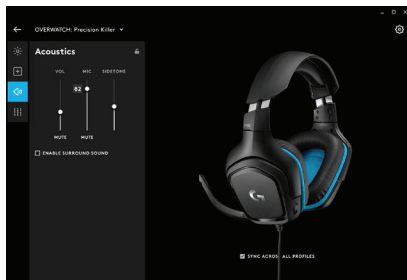


4



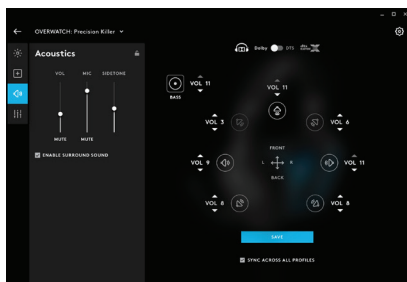
Inicia el software de G432
para una mejor experiencia.

CAMBIAR LA CONFIGURACIÓN DEL AUDÍFONO



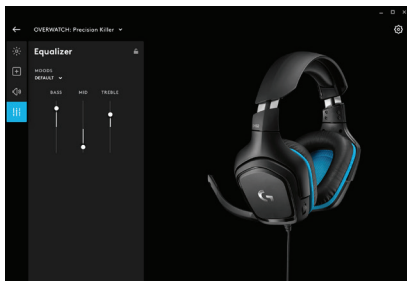
Acústica

- Volumen de audífonos y micrófono



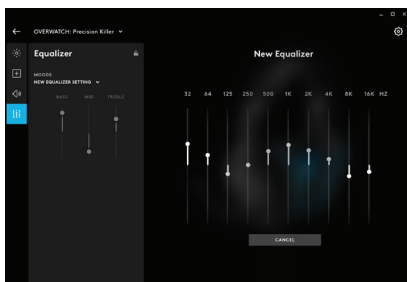
Sonido envolvente

- DTS Headphone: X 2.0



Ecualizador

- Control de graves y agudos



Ecualizador personalizado

- Configuración de EQ

O QUE A CAIXA CONTÉM

1

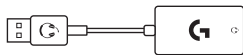


1. G432 Gaming Headset
2. Cabo divisor

2

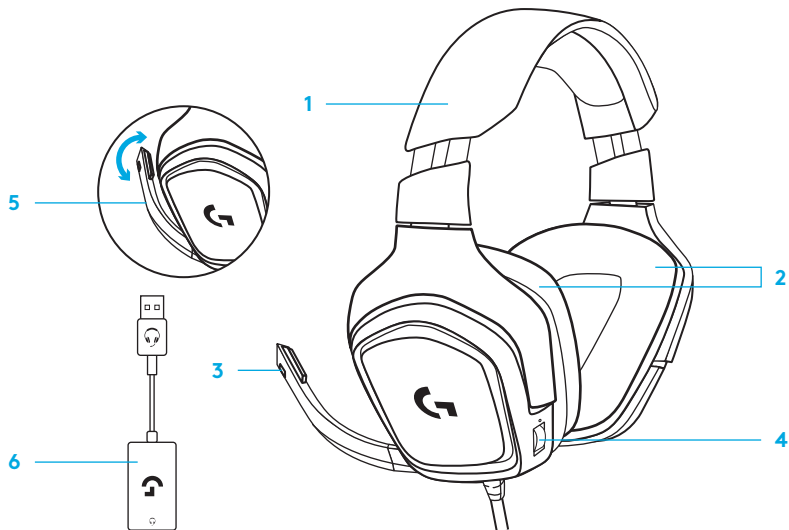


3



3. Adaptador de áudio USB

RECURSOS



1. Headset

2. Almofadas de fone de ouvido removíveis

3. Microfone

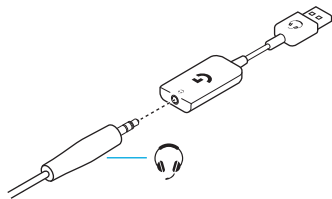
4. Controle de volume

5. Virar para silenciar o microfone

6. Adaptador de áudio USB

INSTALAÇÃO

1

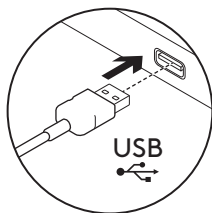


2



www.logitech.com/support/g432

3

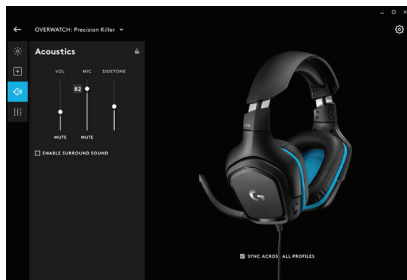


4



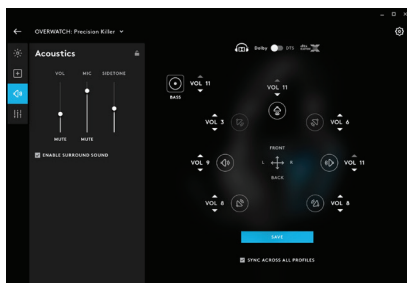
Inicie o software G432 para obter a melhor experiência.

MUDAR AS CONFIGURAÇÕES DO HEADSET



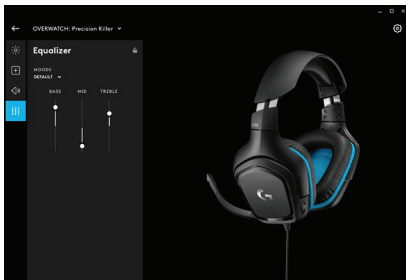
Acústica

- Volume do headset e microfone



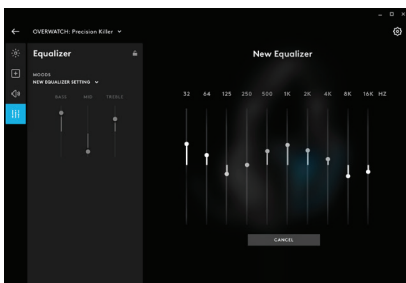
SurroundSound

- DTS Headphone: X 2.0



Equalizador

- Controle de graves e agudos



Equalizador personalizado

- Configurações de equalização



© 2019 Logitech. Logitech and Logitech G, the Logitech and Logitech G Logos are trademarks or registered trademarks of Logitech Europe S.A. and/or its affiliates in the U.S. and other countries. All other trademarks are the property of their respective owners. Logitech assumes no responsibility for any errors that may appear in this manual. Information contained herein is subject to change without notice.

© 2019 Logitech. Logitech, Logitech G, ainsi que les logos Logitech et Logitech G sont des marques commerciales ou déposées de Logitech Europe S.A. et/ou de ses sociétés affiliées aux États-Unis et dans d'autres pays. Toutes les autres marques sont la propriété exclusive de leurs détenteurs respectifs. Logitech décline toute responsabilité en cas d'erreurs dans ce manuel. Les informations énoncées dans le présent document peuvent faire l'objet de modifications sans avis préalable.

WEB-621-001196.002