


**Size: 297mm X 210mm      Color: 1C + 1C**

 5+     2-4

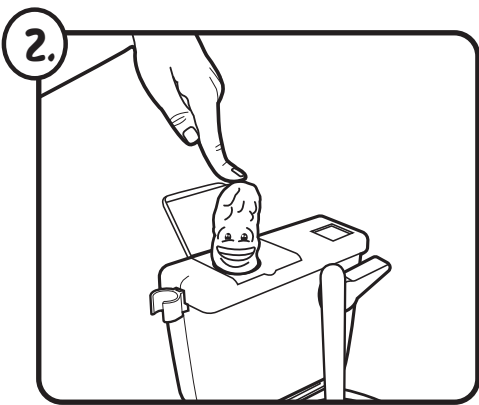
# FLUSHIN' FRENZY<sup>TM</sup>

**WARNING:**  
CHOKING HAZARD - Small parts.  
Not for children under 3 years.


## SET UP:



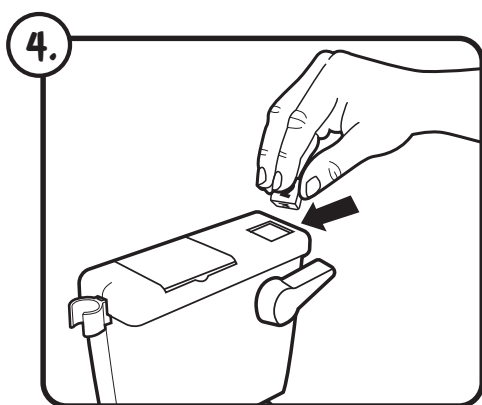
1. Assemble the toilet by PLUGGING the toilet seat INTO the toilet tank and PLACING the PLUNGER inside the toilet seat as shown.



2. Open the toilet tank lid and Push "Pooper" ALL the way down INTO the Launch chamber.



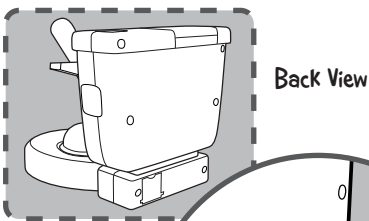
3. Close tank lid.



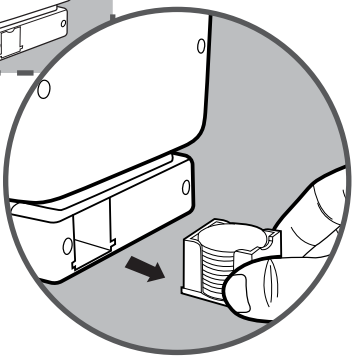
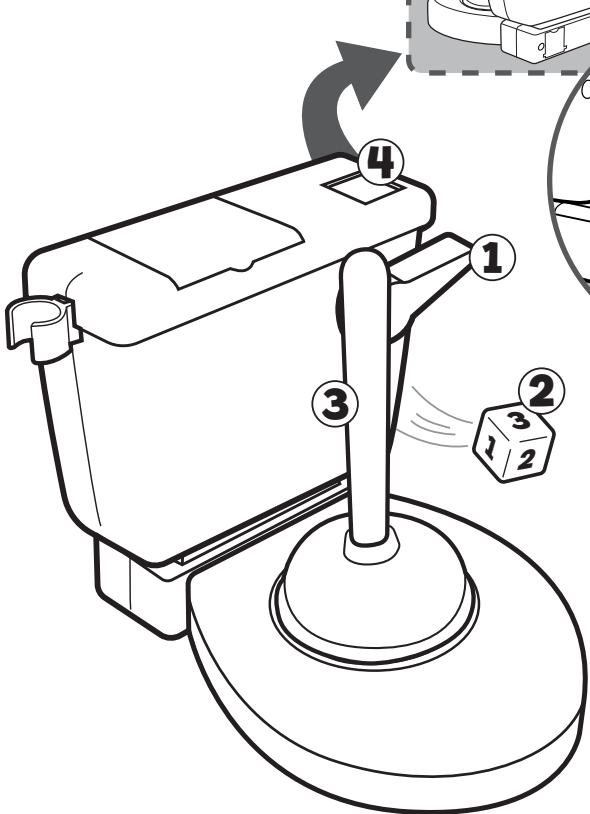
4. Drop the die INTO the hole in the top of the toilet tank, and then PLACE ALL the tokens in a nearby Pile.

## OBJECT:

Collect the Most tokens by catching the Poop!



Back View



Store tokens in here.

## LET'S PLAY!

The youngest player goes first.  
Play continues clockwise after that.

1. ON your turn, PUSH DOWN THE TOILET HANDLE until the die tumbles out of the toilet.
2. The NUMBER on the die indicates how many times you have to PLUNGE the toilet.
3. PUSH DOWN ON THE PLUNGER the number of times shown on the die (you should hear a fart-y sound for every PLunge).

4. If nothing happens, Place the die back in the toilet and it's the next Player's turn.

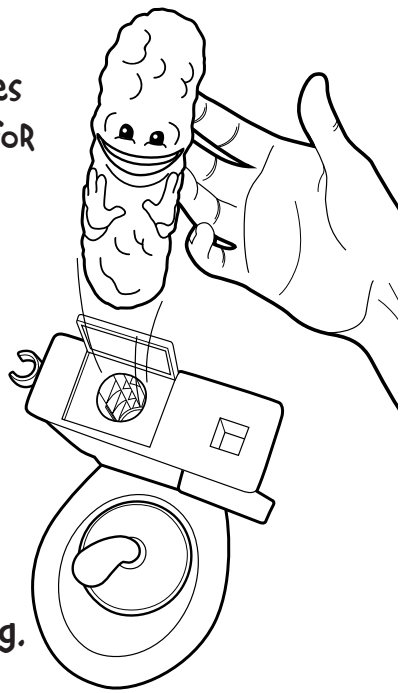
If "Pooper" LAUNCHES out of the tank on one of the PLunges, ALL PLAYERS QUICKLY TRY AND GRAB HIM!

The first player to grab "Pooper" earns one token. If a player catches "Pooper" OUT OF THE AIR, he or she earns two TOKENS!

ReLoad "Pooper", Place the die back in the toilet and continue playing.

## Contains:

Toilet tank  
Toilet seat  
Plunger  
"Pooper"  
Die  
10 Tokens



WARNING: Do not aim at eyes or face.  
Only use projectiles supplied with this toy. Do not fire at point blank range.

## WINNING

When ALL the tokens have been collected, the player with the most tokens WINS!

NOTE: In case of a tie, the players must have a ONE-FLUSH FACE OFF! ALL players who are tied, place one hand on the plunger and they plunge until "Pooper" pops out. The first player to grab him WINS!

## OBJECT:

Collect the Most tokens  
by catching the Poop!



Back View

Store tokens in here.

## LET'S PLAY!

The youngest player goes first.  
Play continues clockwise after that.

- 1 ON your turn, PUSH DOWN THE TOILET HANDLE until the die tumbles out of the toilet.
- 2 The NUMBER on the die indicates how many times you have to PLUNGE the toilet.
- 3 PUSH DOWN ON THE PLUNGER the number of times shown on the die (you should hear a fart-y sound for every PLUNGE).
- 4 If nothing happens, Place the die back in the toilet and it's the next Player's turn.

If "PooPer" LAUNCHES out of the tank on one of the PLUNGES, ALL Players QUICKLY TRY AND GRAB HIM!

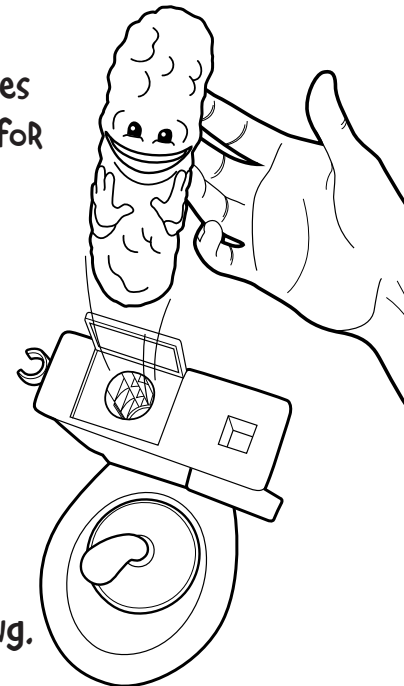
The first player to grab "PooPer" earns one token. If a player catches "PooPer" OUT OF THE AIR, he or she earns two TOKENS!

Reload "PooPer", Place the die back in the toilet and continue playing.

## Contains:

Toilet tank  
Toilet seat  
Plunger

"PooPer"  
Die  
10 Tokens



WARNING: Do not aim at eyes or face.  
Only use projectiles supplied with this  
toy. Do not fire at point blank range.

## WINNING

When all the tokens have been collected, the player with the most tokens WINS!

NOTE: In case of a tie, the players must have a ONE-FLUSH FACE OFF! All players who are tied, place one hand on the plunger and they plunge until "PooPer" pops out. The first player to grab him WINS!