

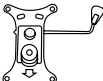


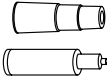
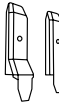



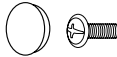





# **MAG CH120 Series Users' Manual**

## Package Contents

 1 x	 1 x	 1 x	 1 x
 1 x	 1 x	 1 x	 5 x
 14 x	 1 x	 2 x	 1 x

\* Contact your place of purchase or local distributor if any of the items is damaged or missing.

\* Package contents may vary by country.

## Overviews and Specifications

Series	CH120 Series		
Model	MAG CH120	MAG CH120 X	MAG CH120 I
Color	Black / Red	Black / Red	Black / Gray
Dimensions (cm)	66 x 68 x 125	66 x 68 x 131	66 x 68 x 131
Weight	20.2 (kg)		
Foam Type	High Density Mould Shaping Foam		
Foam Density	40-45 kg/m <sup>3</sup>		
Frame Construction	Steel (Diameter: 19 mm )		
Seat Cover Material	PVC Leather		
Adjustable Armrests	4D		
Armrest Pad Size (L x W)	27 x 10 (cm)		
Mechanism	Multifunctional Tilt		
Tilt Lock	YES		
Adjustable Tilt Angle	0 ~ -12 degree		
Gas Lift Piston	Class-4		
Seat Back Style	High-back		
Adjustable Back Angle	90-180 degree		
Headrest & Lumbar Cushion	YES		

Series	CH120 Series		
Model	MAG CH120	MAG CH120 X	MAG CH120 I
Cover Material	PVC Leather		
Five-Star Base	Steel Base		
Wheel Size	60 mm wheels	75 mm wheels with brakes	75 mm wheels with brakes
Assembly Required	YES		
Seating Size (W x D )	52 x 52.5 (cm)		
Maximum Seating Height	55 (cm)		
Minimum Seating Height	47.5 (cm)		
Maximum Armrest Height	37.5 (cm)		
Minimum Armrest Height	30.5 (cm)		
Backrest Height	80 (cm)		
Backrest Shoulder Width	55 (cm)		
Package Size (L x W x H)	80 x 66 x 33 (cm)		
Max. Height of Recommended User	200 (cm)		
Max. Weight Capacity	150 (kg) / 331(lb)		

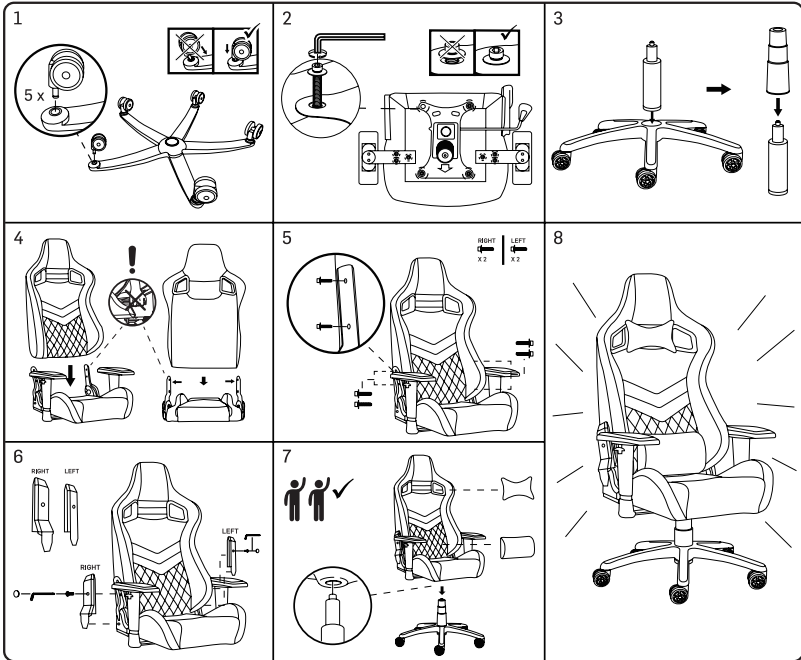
## Attention

- Before you begin assembling the chair, make sure all parts are include and are in good condition.
- If the chair is delivered in winter or during cold weather, we suggest starting assembly 2 hours after receipt to allow the gas lift to stably work.
- Please follow the provided instructions when assembling the chair.
- To avoid misalignments, leave the screws loose and do not tighten until all are in their respective holes.
- Do not overtighten or force the screws. Doing so may break, strip, or damage the threads of the holes.
- Using the wrong screw size may result in damage to the screw or the chair part.
- Do not overload the chair. See the maximum chair load information in the technical specifications.
- The chair may initially have a strong leather smell. This is normal! The chair has passed requisite testing; the leather scent does not contain any formaldehyde or total volatile organic compounds. We recommend placing the chair in a properly aerated room. The smell will dissipate in time.
- If there are stains on the chair surface, apply some polish on a soft towel and rub

the stains until they dissolve. Do not apply the polish directly on the chair.

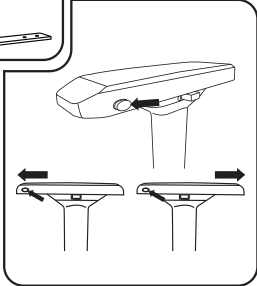
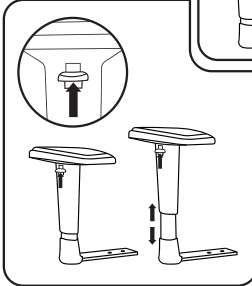
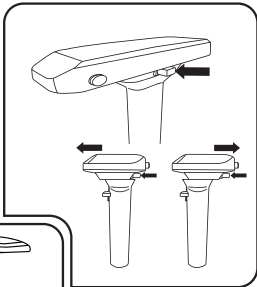
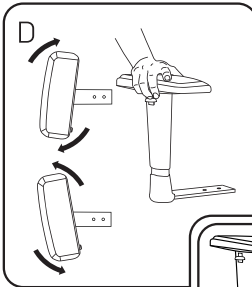
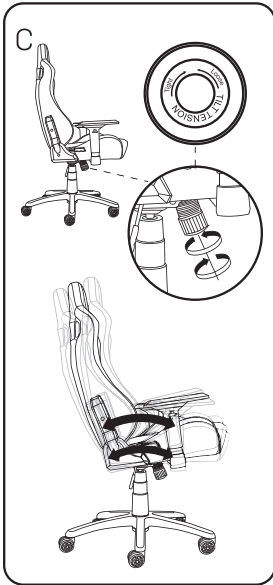
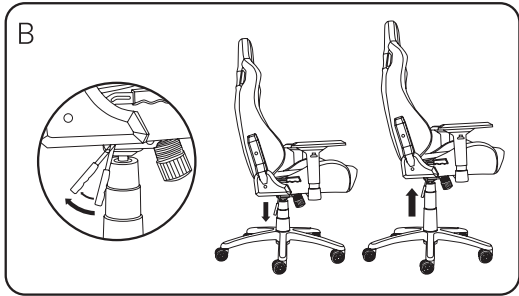
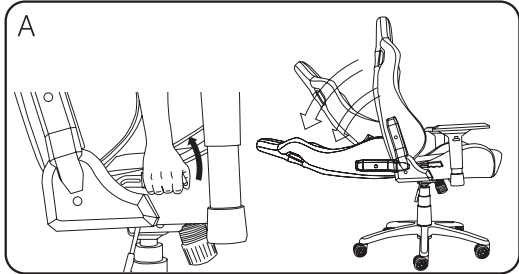
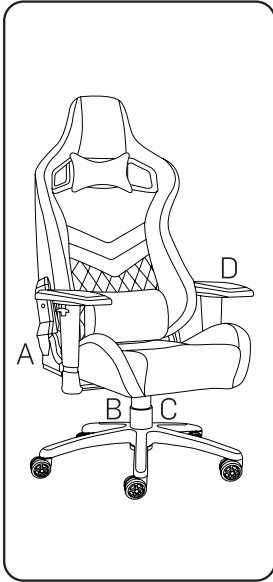
- The adjustment of the backrest tilt can be 0-180 degrees. To prevent from injuring or causing property damage, when over 165 degrees, please keep balance and use it in proper way.

## Installation



SCAN  
to get video

# Position Settings



# Important Warranty Information

## 1. Limited Warranty

One (1) or Two (2) years limited warranty which may vary by model and region.

These limited warranty terms only apply to customers who purchase MSI products through our official sales channels.

If the chair malfunctions or exhibits failures under normal use during the limited warranty period, we will repair and/or replace the chair with an equivalent once such application is validated. Please submit a RMA application as instructed below.

Please store this warranty card in a secure location. This card will not be reissued if lost.

## 2. Limited Warranty

The chair warranty does not cover defect, failure, or malfunction in the following circumstances:

- i) Natural disasters, improper operation, or external factors
- ii) Repair or disassembly by a third party not authorized by MSI
- iii) The chair is not purchased through a MSI authorized sales channel
- iv) Warranty application in a region outside the country of purchase. For example, chairs purchased in Taiwan are eligible only for warranty service in Taiwan. Chairs purchased in Taiwan, but used in another country will not be available to receive warranty services without MSI's authorization.
- v) The chair's leather material is not covered under warranty

## 3. RMA Application

You should contact the store where the chair was purchased or MSI directly for RMA application and instructions. When instructed, please return the chair to location specified.



**Micro-Star INT'L CO., LTD.**

No.69, Lide St., Zhonghe Dist., New Taipei City 235, Taiwan  
tel: +886-2-3234-5599 fax: +886-2-3234-5488  
<https://www.msi.com/page/warranty/>



**SCAN**  
to get more information