



# ASYMMETRIC WIRELESS CONTROLLER

## USER GUIDE

"PS", "PlayStation", "DUALSHOCK", "PS4" and "△○×□" are registered trademarks of Sony Interactive Entertainment Inc. All rights reserved.  
NACON is registered trademark.

	
<small>8188EN 006, Rue de la Voyelle CR12 FRETIN CS 90414-69814 LESOIN CEDEX-FRANCE</small>	
<small>BB4487 SLEH00576 Wireless Controller for PS4</small>	
<small>Input / Entrée: DC 5V=500mA</small>	
<small>Made in China / Fabriqué en Chine</small>	
<small>09 " 18</small>	



## Thank you for purchasing the NACON ASYMMETRIC WIRELESS CONTROLLER for PS4™.

This product has been designed to enhance your gaming experience. Please keep this instruction manual for future reference.

### I Warranty

This product bearing the NACON trademark, is guaranteed by the manufacturer for a period of 2 years from the date of purchase, and will, during this period be replaced with the same or a similar model, at our option, free of charge, if there is a defect due to faulty material, or workmanship.

For any warranty request or claim, please keep your proof of purchase for the duration of the warranty. Without this document, we won't be able to process your request. The original packaging must be kept for all distance purchases (mail order & Internet).

This guarantee does not cover defects arising from accidental damage, misuse or wear and tear. This guarantee does not cover the loss of the USB Bluetooth® receiver or the USB Charging cable. This does not affect your statutory rights.

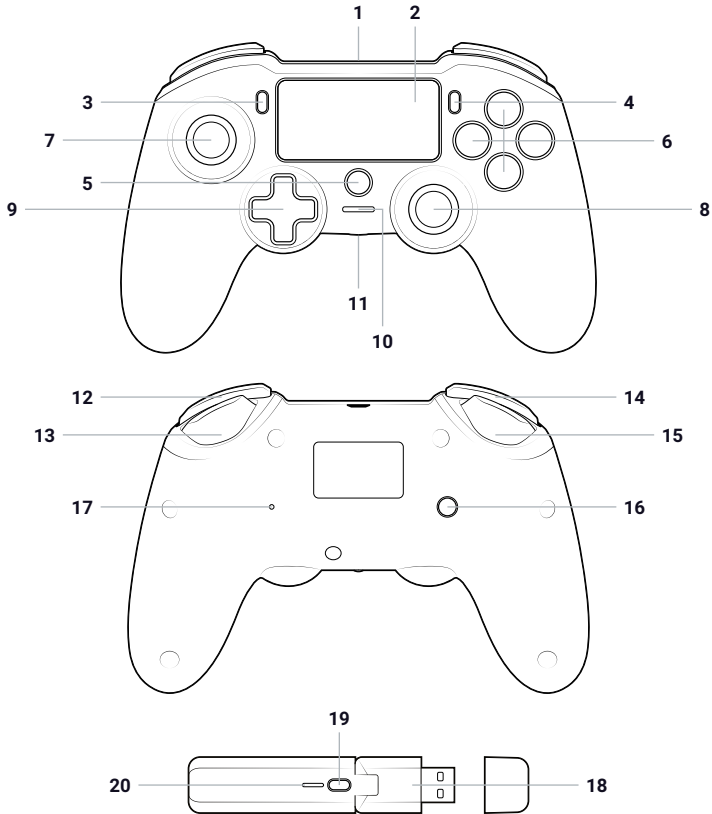
To access the declaration of conformity, please visit:  
[www.nacongaming.com/support/](http://www.nacongaming.com/support/)

### I Content

- 1 x wireless controller
- 1 x USB Bluetooth® receiver
- 1 x USB charging cable
- 1 x quick guide



## I Description of elements



1/ Micro USB connector

2/ Touch pad

3/ "SHARE" button

4/ "OPTIONS" button

5/ "PS" button

6/ Action buttons

7/ Left stick with L3 button

8/ Right stick with R3 button

9/ Directional pad

10/ LED for Sync / Battery level indication

11/ Headset connector (3.5mm jack)

12/ R1 Shoulder button

13/ R2 Analogue trigger

14/ L1 Shoulder button

15/ L2 Analogue trigger

16/ Battery indicator button

17/ Reset button

18/ USB Bluetooth® receiver

19/ "SYNC" button

20/ LED for Sync indication

## I Charge the wireless controller

To charge your controller, plug the USB-A connector of the charging cable to one of the free ports of your PlayStation®4 system and plug the micro USB connector to your controller.

The controller LED (10) becomes Yellow, with a breathing effect, if the wireless controller is OFF. When the controller is ON the LED is White, with a breathing effect. The breathing effect stops when the battery is fully charged.

- **Battery type:** Lithium-Polymer
- **Battery capacity:** 1200mAh
- **Playing time:** up to 7 hours
- **Charging time:** up to 6 hours

*Note: when you are using the wireless controller, you can check the battery capacity status by pressing the battery indicator button (16) for more than 1 second.*

**The LED bar (10) on the front of the wireless controller will light up in one of the following colours when the Battery Indicator Button (16) is pressed for more than 1 second:**

- **GREEN:** battery level between 75% and 100%
- **YELLOW:** battery level between 50% and 75%
- **ORANGE:** battery level between 25% and 50%
- **RED:** battery level between 10% and 25%
- **RED flashing:** battery level at less than 10%

To preserve battery life please Power Off your controller after use. To do this press the 'PS' button until the Player LED turns off. To wake up the controller press the 'PS' button.

To preserve battery integrity, we recommend that you always re-charge when the LED is RED or is flashing RED.

## I Synchronisation

**To synchronise your WIRELESS CONTROLLER with the USB receiver, follow these steps:**

- Ensure that your controller is OFF.
- Press and hold the "SYNC" button of your USB Bluetooth® receiver until the LED (20) flashes quickly in white.
- Press and hold the PS and SHARE buttons on your wireless controller until the LED (10) starts to quickly flash in white.

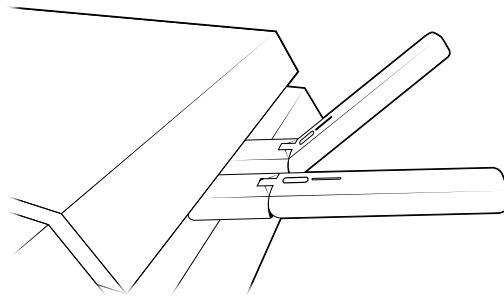
Once the synchronisation is done the LED's, on the USB Bluetooth® receiver and wireless controller, will stop flashing.

## I Multiplayer mode

When playing with 2 wireless controllers there can be some interference between them.

If you experience some problems, during your gaming session, we recommend you check these different points:

- Ensure that you are sitting at least 60cm apart from the next player.
- Ensure that you are not too far away from your USB Bluetooth® receiver. We recommend that you are no more than 5m from your PS4™ system.
- Ensure that the antenna of each USB Bluetooth® receiver is angled in a different direction, like this.



*Note: In rare situations the signal can affect, or be affected by, other wireless devices such as WiFi routers, WiFi repeaters or other Bluetooth® products.*

## I Notice

Please notice that this controller does not support the following functions of the DUALSHOCK®4 wireless controller: light bar, integrated speaker, integrated speaker, motion sensors or wired support

## I Switch OFF the controller

Press and hold the “PS” button until the controller turns off. To wake up the controller, press the “PS” button.

*PC compatibility not tested nor endorsed by Sony Computer Entertainment Europe.*

## Recycling



This product should not be disposed of in normal household rubbish. Please take it to a nominated collection point.

■ Recycling is important and will help to protect our environment from reduced landfill waste. EU and Turkey only.

### I Important Safeguards & Precautions

- 1/ This controller is for indoor use only. Never expose to direct sunlight or wet weather conditions.
- 2/ Do not expose the controller to splashing, dripping, rain or moisture. Do not immerse in liquid.
- 3/ Do not expose to dust, high humidity, high temperatures or mechanical shock.
- 4/ Do not use if the equipment is damaged.
- 5/ For external cleaning, use a soft, clean, damp cloth only. Use of detergents may damage the finish and leak inside.
- 6/ Never carry the product by its cable.
- 7/ This device is not designed to be used by anyone (including children) with impaired physical, sensory or mental capacity, or by anyone without appropriate experience or knowledge unless they have received prior guidance or instructions related to the use of this device from someone who is responsible for their safety. Do not leave the Wireless Controller unattended, keep this device out of the reach of children.

### I Ergonomics

Holding your hands in the same position for a long period of time can lead to aching and pain. If this occurs repeatedly please consult your doctor. As a preventive measure, we recommend that you take a 15-minute break every hour.




### I Technical Helpline Information

**Email:** [support@nacongaming.com](mailto:support@nacongaming.com)

**Website:** [www.nacongaming.com](http://www.nacongaming.com)



WWW.NACONGAMING.COM

 @NaconGaming  Nacongaming  Nacon International