



Questo manuale d'istruzione è fornito da trovaprezzi.it. Scopri tutte le offerte per [NutriBullet Magic Bullet MBR06](#) o cerca il tuo prodotto tra le [migliori offerte di Cottura elettrica e impastatrici](#)

magic bullet.®



user guide.

important safeguards.

when operating your magic bullet®, remember:
safety comes first.

Warning! To avoid the risk of serious injury, carefully read all instructions before operating your magic bullet®. When using any electrical appliance, basic safety precautions should always be observed, including the following **important information**.

! Save these instructions! • FOR HOUSEHOLD USE ONLY

READ ALL INSTRUCTIONS CAREFULLY AND THOROUGHLY BEFORE OPERATING.

general safety information:

- Close supervision is necessary when an appliance is used by or near children. Keep cord out of reach of children.
- Children should be supervised to ensure that they do not play with the appliance.
- This appliance is not intended for use by persons (including children) with reduced physical, sensory, or mental capabilities, or lack of experience and knowledge, unless they are closely supervised and instructed concerning use of the appliance by a person responsible for their safety.
- **NEVER LEAVE THE MAGIC BULLET® UNATTENDED WHILE IT IS IN USE.**

- Do not use your magic bullet® for anything other than its intended use.

heat & pressure safety:

DO NOT BLEND HOT OR CARBONATED INGREDIENTS!

- Never put hot or carbonated ingredients in any of the cups before or while blending. Heated ingredients can cause pressure to build up in the sealed cup, causing possible expulsion of hot ingredients which may cause personal injury or property damage. **Start with room temperature or cooler ingredients (21°C/70°F or cooler).**
- To prevent overheating and pressure build up, **never allow the magic bullet® to run more than one minute** at a time. Ingredients can overheat,

building pressure inside the cup that may cause the cup to burst, which may result in possible personal injury or property damage.

- **Never blend carbonated liquids or effervescing ingredients (e.g., baking soda, baking powder, yeast, cake batter, etc.).** Built-up pressure from released gases can cause the cup to burst resulting in possible personal injury or property damage.

warning: If the machine is left to run for longer than a minute, friction from the rotating extractor blades can heat ingredients and build pressure inside of the sealed cup. If your cup is warm to the touch, stop the machine immediately and allow cup to cool completely. To open, point the cup away from your body and slowly untwist the blade.

- After blending ingredients, allow the contents to settle and release any pressure that may have built up during the blending process by slowly unscrewing the cup from the blade assembly. Point the cup away from you as you open it, in case there is any built-up pressure.
- If the motor stops working, unplug the motor base and let it cool down for at least 15 minutes before attempting to use it again. Your magic

bullet® has an internal thermal breaker that shuts off the unit when it overheats. Letting the thermal breaker cool down should allow the motor base to reset.

- **Do not allow blended mixtures to sit in a sealed cup for long periods of time!** Sugar in fruits and vegetables can ferment, causing pressure to build up and expand in the cup. This can cause ingredients to burst and spray out when moved or opened. If you do not plan to consume the contents immediately, seal your cup with the magic bullet® stay-fresh resealable lid. Periodically unscrew the lid to release internal pressure if storing longer than a few hours.

cross blade safety:

CROSS BLADES ARE SHARP! HANDLE CAREFULLY.

warning: Use care while handling the cross blade. Do not touch the cross blade edges to avoid injury.

AVOID CONTACT WITH MOVING PARTS! To reduce the risk of severe personal injury, keep hands and utensils out of and away from the cross blade while blending food.

To reduce risk of personal injury or property damage, make sure the cross blade is

securely hand-tightened onto the cup before placing it on the motor base and operating the magic bullet®.

NEVER STORE THE CROSS BLADE IN THE MOTOR BASE WITHOUT A CUP ATTACHED. THE EXPOSED BLADES CAN PRESENT A VERY DANGEROUS HAZARD.

- To prevent leakage and/or property damage, **always make sure your cross blade is undamaged and the gasket is completely seated in the cross blade before each use.** Leakage may cause residue buildup and damage the motor base. Contact Customer Service **1 (800) 523-5993** for assistance if any component is damaged or loose, or if you have any questions.
- Once you have finished using your magic bullet®, wait to remove the cup/cross blade assembly from the motor base until the motor comes to a complete stop and the unit powers down completely. Taking the cup off the unit prior to complete power down can cause damage to the cross blade coupling and/or motor gear.

NEVER RUN THE MAGIC BULLET® WITHOUT FOOD OR LIQUID INGREDIENTS IN ANY OF THE CUPS.

- Your magic bullet® is not intended to be an ice crusher. Attempting to crush ice may cause permanent damage to the cross blade or cause the unit to malfunction resulting in personal injury or property damage.
- Keep hands out of the cup while blending to reduce the risk of severe injury to persons or damage to your magic bullet®. A scraper or spatula may be used, but must be used only when the blender is not running.

cup safety:

- **To avoid leakage, do not overfill the cup!** Make sure your ingredients and liquid do not exceed the MAX line. The Cyclonic Action® of your magic bullet® requires room to operate effectively. Exceeding the MAX line can result in leakage and may create a dangerous pressurization which can cause the vessel and blade assembly to separate.
- Periodically inspect your magic bullet® components for damage or wear that may impair proper function. Discontinue use and replace components if you detect cracking, crazing or cloudiness, or other damage to the plastic cups, tabs (on the side of the cup), or the

motor base. You may purchase new cups and cross blades at **getmagicbullet.com** or by contacting Customer Service. **We recommend replacing your cross blade and cups every 6 months or as needed for optimal performance.**

electrical safety:

warning: Do not use this product in locations with different electrical specifications, or plug types or with any type of plug adapter or voltage converter device. Doing so may result in fire, electric shock, personal injury or product damage. Use of adapters and converters or use in locations with different electrical specifications or plug types is considered an unauthorized modification of the product and as such voids the warranty.

- The use of attachments, including canning jars, is not recommended and may cause fire, electric shock, personal injury, or product damage and will void the warranty.
- To avoid risk of electric shock, never immerse the cord, plug, or motor base in water or other liquids which can conduct an electrical current.
- Always **POWER OFF** and **UNPLUG** the magic bullet® when it is not in use, and

BEFORE assembling, disassembling, changing accessories, or cleaning.

- Periodically inspect the cord, plug, and machine for damage. Do not operate the magic bullet® if its cord or plug is damaged. Cease operation of the magic bullet® if it has been dropped or damaged, or if it malfunctions in any manner (including making a louder-than-normal or abnormal sound when blending).
- Do not use the magic bullet® outdoors or in inclement weather.
- Do not allow the cord to hang over the edge of the table or counter.
- Do not pull, twist, or damage the power cord.
- Do not allow cord to touch hot surfaces, including the stove.

POLARIZED PLUG INFORMATION:

- This appliance has a polarized plug (one prong is wider than the other) to reduce the risk of electric shock. This plug will correctly fit in a polarized outlet only one way. If the plug does not fit fully in the outlet, reverse the plug. If it still does not fit, contact a qualified electrician. Do not modify the plug in any way, as doing so will void the warranty.

- The plug of your magic bullet® features important markings that render it unsuitable for replacement. If damaged, please contact Customer Service for assistance in obtaining a replacement motor base.

ventilation safety:

- The motor base features ventilated openings on the bottom to ensure reliable motor operation and prevent over-heating. To prevent a fire hazard, make sure that these openings remain unobstructed by dust, lint, or other materials. Never place your magic bullet® on top of flammable items such as newspapers, tablecloths, napkins, dishtowels, place mats or other similar materials.

caution! Always operate the magic bullet® on a level surface, leaving unobstructed space beneath and around the motor base to permit proper air circulation.

important microwave safeguards:

- Do not place any of the magic bullet® parts in a microwave, oven or stove-top pot or immerse in boiling water as this may result in damage.

medical safety:

- The information contained in this User Guide is not meant to replace the advice of your physician. Always consult your physician regarding health and nutrition concerns.

MEDICATION INTERACTIONS:

- If you are taking any medication, especially cholesterol medication, blood thinners, blood pressure drugs, tranquilizers, or antidepressants, please check with your physician before trying any of the recipes.
- Avoid blending the following seeds and pits, as they contain a chemical known to release cyanide into the body when ingested: apple seeds, cherry pits, plum pits, peach pits, and apricot pits.

! Save these instructions!

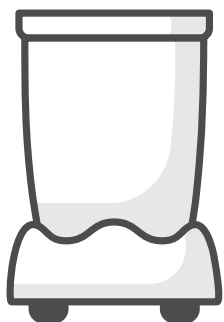


contents.

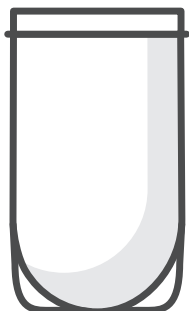
- 10** what's included
- 11** assembly guide
- 12** using the magic bullet®
- 14** care and maintenance
- 15** replacement parts
- 16** magic bullet® one-year
 limited warranty
- 18** product registration

thank you for purchasing the magic bullet®

what's *included*.



motor base



tall cup



stainless steel
cross blade



short cup



stay-fresh
resealable lid




to-go lid



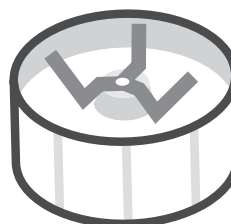
lip ring

Product configurations may vary. To see our full list of magic bullet® accessories please visit getmagicbullet.com

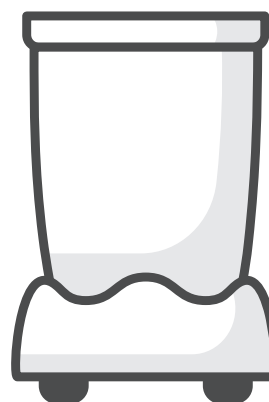
assembly guide.



tall cup



stainless steel
cross blade




motor base

Using the magic bullet®

Using the magic bullet® is as easy as 1, 2, 3:


- 1 Before first use, review all warning and caution statements in the **Important Safeguards** section (pages 2–6). Clean **Blending Cups** and **Cross Blade** with hot, soapy water before use.



- 2 Load the ingredients into the **Cup** (do not exceed the MAX line).




- 3 Twist on the **Cross Blade** until the blade and **Cup** are tightly sealed.



- 4 Line up the tabs on the **Cup** and with the tabs on the **Motor Base**. Press the **Cup** down onto the base to turn on the machine.

Here's how it works:

The magic bullet® will blend for as long as you press the **Cup** down onto the **Motor Base**. To stop blending, simply release pressure on the **Cup**.



“Lock-on” mode:

For hands-free operation, press down and gently turn the **Cup** clockwise until the tabs lock under the lip of the **Motor Base**. Once you are in lock-on mode, the motor will run continually (do not run for longer than a minute!). To stop blending, simply twist the **Cup** counter-clockwise to release.

storing leftovers in the magic bullet® cups

The magic bullet® includes **Stay Fresh Resealable Lids** that twist directly onto your **magic bullet® Cups**, allowing you to prep food ahead of time, keep leftovers fresh, or take your meal on the go without dirtying an extra storage container.

! caution:

Before using the **Cross Blade**, check the gasket to make sure it is not damaged and it is completely seated in the **Cross Blade Unit** before each use.

Never put your hands or utensils near the moving **Cross Blade** and never use your hands or utensils to press the activator buttons down while the **Motor Base** is plugged in.

If the **Cross Blade** stops spinning while in lock on mode, immediately unplug the magic bullet®. Hard ingredients like carrots or celery can get stuck in the **Cross Blade** and stop it from turning. If this happens, unplug the magic bullet® right away. Remove the blade/cup assembly from the **Motor Base**, and give ingredients a good shake to unblock the **Cross Blade**. If the **Cross Blade** still remains obstructed, twist the **Cross Blade** attachment off of the **Cup** and carefully spin the metal blades using a utensil (not your fingers) to release the blockage. Reattach the **Cross Blade** to the **Cup**, plug in the magic bullet® and try again. It should spin normally.

Never run the magic bullet® for more than one minute at a time, as it can cause permanent damage to the motor. If the motor stops working, unplug the **Motor Base** and let it cool for a few hours before attempting to use it again. Your magic bullet® has an internal thermal breaker that shuts the unit off when it overheats. Letting the thermal breaker cool down should allow it to reset.

care & maintenance.

Cleaning the magic bullet® is easy. Simply place any of the parts (except for the Motor Base and Cross Blade) on the top rack of the dishwasher or hand wash with warm, soapy water and rinse.

step 1: Always power off and unplug the Motor Base from the outlet when it is left unattended, before assembling, disassembling, changing accessories or approaching parts that move in use or when cleaning. Do not attempt to handle the appliance until all parts have stopped moving!

step 2: Make sure the Blending Cup/Cross Blade is not attached to the Motor Base.

step 3: Clean the individual components (Motor Base, Cross Blade, magic bullet® Blending Cups).

motor base:

- To avoid risk of injury, **never** use your hands or utensils to clean the White Actuator Tabs while the magic bullet® is plugged in.
- **Never** submerge the Motor Base in water or put in the dishwasher.
- Do not remove the rubber or plastic liners inside the Motor Base.
- Use a sponge or dish cloth dampened with warm soapy

water to wipe down the inside and outside of the Motor Base until clean.

- Pay particular attention to the actuator tabs on the inside of the Motor Base to loosen any stuck or sticky debris from drips and spills. If necessary you may use a small brush to scrub the area to ensure it is kept clean.

cross blade:

DO NOT REMOVE THE GASKET AS THIS MAY PERMANENTLY DAMAGE THE CROSS BLADE AND CAUSE LEAKAGE.

- If after washing as indicated additional disinfecting is desired, you may rinse with a 10% vinegar/water solution. If, over time, the gasket becomes loose or damaged, you may order a new Cross Blade at getmagicbullet.com or contact Customer Service for a replacement Cross Blade.
- Dry the Cross Blade completely. It is helpful to turn the blade on its side in your dish drainer to ensure **both sides** of the Cross Blade are completely dried.

- We recommend replacing your magic bullet® Cross Blade every 6 months or as needed for optimal performance. To order replacement Cross Blades, simply visit: getmagicbullet.com.

blending cups

(cups, lids and lip rings):

- These items are all **Top Rack** dishwasher safe. We recommend rinsing them and giving them a quick brush with a dish brush to remove any dried debris before washing them in the dishwasher. **Never** use the sanitize cycle to wash the blending cups as this may warp the plastic.
- Regularly check the tabs (3) on the sides of the Cups for damage (cracking, crazing, breakage or rounding). If the tabs are damaged, discontinue use and replace immediately to prevent possible personal injury.

replacement parts.

To order additional parts and accessories, please visit our website at getmagicbullet.com or contact customer service at 1 (800) 523-5993.

magic bullet® one-year *limited warranty.*

limited warranty for magic bullet®:

The magic bullet® limited warranty obligations are confined to the terms set forth below:

Homeland Housewares, LLC, warrants the magic bullet® against defects in materials and workmanship for a period of one year from the date of original retail purchase. This limited warranty is valid only in the country in which the product is purchased and comes with the product at no additional charge, however shipping and processing fees will be incurred for returns, replacements and or refunds.

If a defect exists under this limited warranty, at its option, Homeland Housewares, LLC will (1) repair the product at no charge, using new or refurbished replacement parts, (2) exchange the product with a product that is new or that has been manufactured from new or serviceable used parts and is at least functionally equivalent to the original product, or (3) refund the purchase price of the product. A replacement product assumes the remaining warranty of the original product. A repaired product has a one-year warranty from the date of repair. When a product or part is exchanged, any replacement item becomes your property and the replaced item becomes Homeland Housewares, LLC's property. When a refund is given, your product becomes Homeland Housewares, LLC's property.

obtaining warranty service:

For limited warranty service, simply call our **customer service** department at **1 (800) 523-5993** or contact us via email from our website at **getmagicbullet.com**, simply click the Customer Service link and fill out the customer service form, and we will be glad to help you. When you contact our customer service department you will be asked for your name, address, telephone number and to provide proof of the original purchase (receipt) containing a description of the product(s), purchase date, and the appropriate magic bullet® bar code(s). Before you send your product for limited warranty service please make sure to keep a copy of all relevant documents for your files (receipt, etc.). It is always recommended to purchase product insurance and tracking services when sending your product for service. Remember, shipping and processing fees will be incurred and are not covered by the one-year limited warranty.

exclusions & limitations:

This magic bullet® One-Year Limited Warranty applies only to magic bullet® products distributed by or for Homeland Housewares, LLC that can be identified by the "magic bullet" trademark, trade name, logo affixed to it and bar code.

magic bullet®'s One-Year Limited Warranty does not apply to any other products that may appear to be authentic, but were not distributed or sold by **getmagicbullet.com**.

Normal wear and tear is not covered by this limited warranty. This limited warranty applies to consumer use only, and is void when the product is used in a commercial or institutional setting.

This limited warranty gives you specific legal rights, and you may also have other rights which vary from state to state. Homeland Housewares, LLC is not liable for any damage to products not covered by this warranty (e.g., cups, book, User Guide).

This limited warranty does not apply:

- (a) to damage caused by accident, abuse, misuse, or misapplication;
- (b) to damage caused by improper maintenance (including unauthorized parts service);
- (c) to a product or a part that has been modified in any way;
- (d) if any magic bullet® bar code or trademark has been removed or defaced; and
- (e) if the product has been used with an adapter/converter.

THIS LIMITED WARRANTY AND THE REMEDIES SET FORTH ABOVE ARE EXCLUSIVE AND IN LIEU OF ALL OTHER WARRANTIES, REMEDIES AND CONDITIONS, WHETHER ORAL OR WRITTEN, EXPRESS OR IMPLIED. HOMELAND HOUSEWARES, LLC SPECIFICALLY DISCLAIMS ANY AND ALL IMPLIED WARRANTIES, INCLUDING, WITHOUT LIMITATION, WARRANTIES OF MERCHANTABILITY AND FITNESS FOR A PARTICULAR PURPOSE.

IF HOMELAND HOUSEWARES, LLC CANNOT LAWFULLY DISCLAIM IMPLIED WARRANTIES UNDER THIS LIMITED WARRANTY, ALL SUCH WARRANTIES, INCLUDING WARRANTIES OF MERCHANTABILITY AND FITNESS FOR A PARTICULAR PURPOSE ARE LIMITED IN DURATION TO THE DURATION OF THIS LIMITED WARRANTY. No magic bullet® reseller, agent, or employee is authorized to make any modification to this warranty.


HOMELAND HOUSEWARES, LLC IS NOT RESPONSIBLE FOR DIRECT, SPECIAL, INCIDENTAL OR CONSEQUENTIAL DAMAGES RESULTING FROM ANY BREACH OF WARRANTY OR CONDITION, OR UNDER ANY OTHER LEGAL THEORY, INCLUDING BUT NOT LIMITED TO LOST PROFITS, DOWNTIME, GOODWILL, DAMAGE TO OR REPLACEMENT OF EQUIPMENT AND PROPERTY. HOMELAND HOUSEWARES, LLC SPECIFICALLY DOES NOT REPRESENT THAT IT WILL BE ABLE TO REPAIR ANY PRODUCT UNDER THIS LIMITED WARRANTY.

Some states and provinces do not allow the exclusion or limitation of incidental or consequential damages or exclusions or limitations on the duration of implied warranties or conditions, so the above limitations or exclusions may not apply to you. This warranty gives you specific legal rights, and you may also have other rights that vary by state or province.

product *registration.*

Please visit nutribullet.com/register or call 1 (800) 523-5993 to register your new magic bullet®. You will be asked to enter the **Serial Number*** of your product, along with the purchase date and place of purchase. **The information you submit is for product registration. Failure to complete product registration**

does not diminish your warranty rights. The registration will enable us to contact you in the unlikely event of a product safety notification. By registering your product, you acknowledge that you have read and understood the instructions for use, and warnings set forth in the accompanying instructions.



* To find the serial number, check under the Base of the unit.

If you cannot find the serial number, call customer service for assistance.

Capital Brands Distribution, LLC | getmagicbullet.com | All rights reserved.

magic bullet® is the trademark of CapBran Holdings, LLC
registered in the U.S.A. and worldwide.

Illustrations may differ from the actual product. We are constantly striving to improve our products, therefore the specifications contained herein are subject to change without notice.

220824_ MBR-XXXX