

QNAP

QSW-1105-5T Quick Installation Guide

快速安裝手冊 빠른 설치 설명서 Guía de Instalación Rápida

クイックインストールガイド Hızlı Kurulum Kılavuzu

คู่มือการติดตั้งแบบเร็ว Gyors telepítési útmutató

Instrukcja szybkiej instalacji Průvodce rychlou in

Kurzinstallationsanleitung 快速安裝指南

Guida di installazione rapida Pika-asennusopas

Краткое руководство по установке

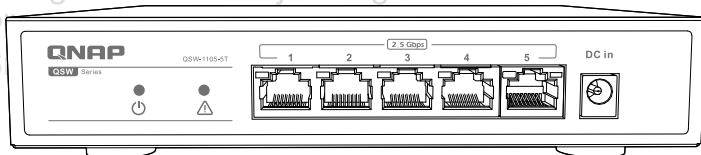
Snabbinstallationsguide

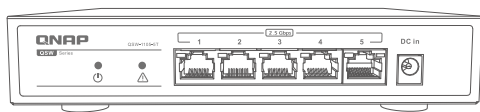
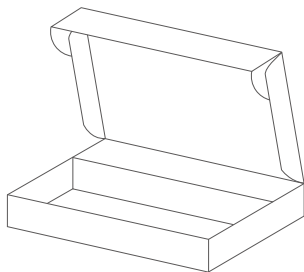
Guia de Instalação Rápida

Hurtiginstallasjonsveiledning

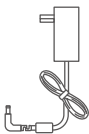
Hurtig installationsvejledning

P
S





QSW-1105-5T



Power supply



Bracket screws



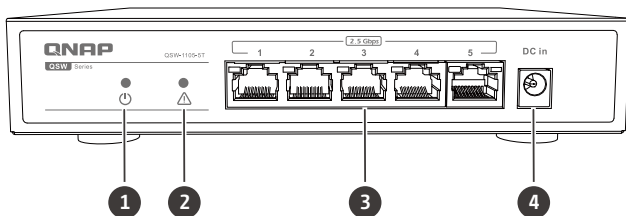
Anchors



Foot pads



Quick installation guide



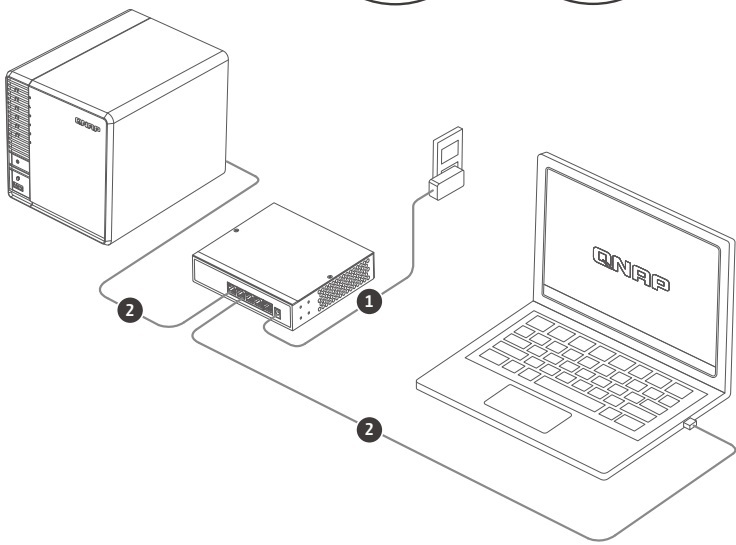
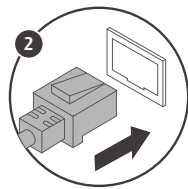
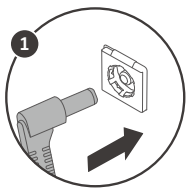
1. Power LED	3. 2.5GbE RJ45 ports
2. Loop indicator	4. Power input

LED Behavior

LED	Status	Description
Power	Green	Device is on.
	Off	Device is off.
Loop indicator	Off	No loop.
	Red and flashing with the looping RJ45 port.	Loop occurs.
RJ45	Green	Linked at 2.5Gbps.
	Amber	Linked at <2.5Gbps.
	Flashing without Loop indicator	Port is transmitting.
	Flashing with Loop indicator	Port loops.
	Off	No link.

Specifications

Model	QSW-1105-5T
Dimensions (H x W x D)	34 x 180 x 145 mm
Net weight	Around 577 g
Input voltage range	100–240VAC
Switching capacity	25 Gbps
2.5GbE RJ45 ports	5
Operating temperature	0°C–40°C (32°F –104°F)
Relative humidity	10% to 90% (non-condensing)





This device complies with Part 15 of the FCC Rules. Operation is subject to the following two conditions:

1. This device may not cause harmful interference.
2. This device must accept any interference received, including interference that may cause undesired operation.

FCC Class B Notice:

This equipment has been tested and found to comply with the limits for a Class B digital device, pursuant to Part 15 of the FCC Rules. These limits are designed to provide reasonable protection against harmful interference in a residential installation. This equipment generates, uses, and can radiate radio frequency energy and, if not installed and used in accordance with the instructions, may cause harmful interference to radio communications. However, there is no guarantee that interference will not occur in a particular installation. If this equipment does cause harmful interference to radio or television reception, which can be determined by turning the equipment off and on, the user is encouraged to try to correct the interference by one or more of the following measures:

- Reorient or relocate the receiving antenna.
- Increase the separation between the equipment and receiver.
- Connect the equipment into an outlet on a circuit different from that to which the receiver is connected.
- Consult the dealer or an experienced radio/television technician for help.

Modifications:

Any modifications made to this device that are not approved by QNAP Systems, Inc. may void the authority granted to the user by the FCC to operate this equipment.



This QNAP device complies with CE Compliance Class B.



According to the requirement of the WEEE legislation the following user information is provided to customers for all branded QNAP products subject to the WEEE directive.

This symbol on the product or on its packaging indicates that this product must not be disposed of with your other household waste. Instead, it is your responsibility to dispose of your waste equipment by handing it over to a designated collection point for the recycling of waste electrical and electronic equipment. The separate collection and recycling of your waste equipment at the time of disposal will help to conserve natural resources and ensure that it is recycled in a manner that protects human health and the environment. For more information about where you can drop off your waste equipment for recycling, please contact your local city office, your household waste disposal service or the shop where you purchased the product.



更多關於安全、法規・與環境法令遵循相關的資訊，請參閱以下網址 www.qnap.com/regulatory/。

声明 此为 A 级产品，在生活环境中，该产品可能会造成无线电干扰。在这种情况下，可能需要用户对其干扰采取切实可行的措施。仅适用于海拔 2000m 以下地区安全使用。



※付属の電源コードは当該製品専用です。他の機器に使用しないでください。



install.qnap.com



service.qnap.com



download.qnap.com

QNAP