



# RAZER SEIREN MINI

MASTER GUIDE

With the **Razer Seiren Mini**, big sounds can come in small packages. Introducing our ultra-compact condenser mic made for streaming with smaller or portable setups, and capable of producing professional-grade audio—thanks to a supercardioid pickup pattern and a 14mm condenser capsule

# CONTENTS

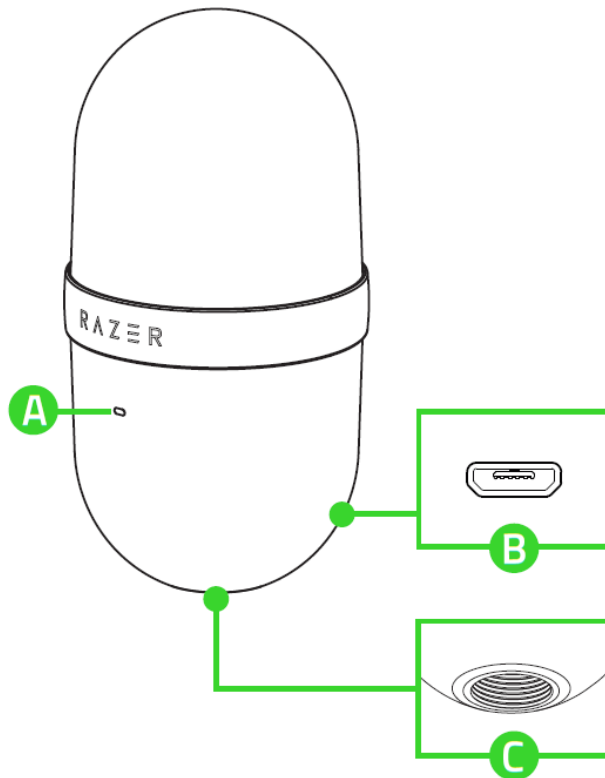
1. WHAT'S INSIDE / WHAT'S NEEDED.....	3
2. LET'S GET YOU COVERED.....	5
3. TECHNICAL SPECIFICATIONS.....	6
4. SETTING UP YOUR MICROPHONE.....	7
5. SAFETY AND MAINTENANCE.....	9
6. LEGALESE.....	10

---

## 1. WHAT'S INSIDE / WHAT'S NEEDED

### WHAT'S INSIDE

- Razer Seiren Mini

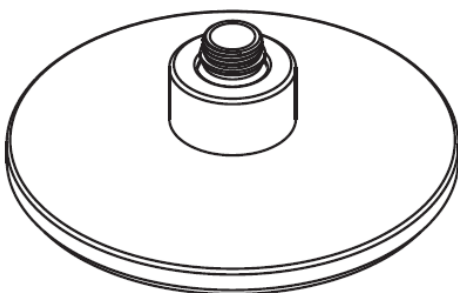


- A. Status indicator
- B. Micro-USB port
- C. Thread mount

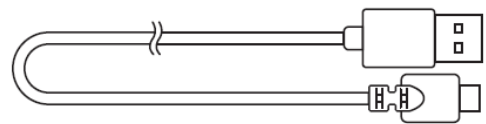
- Support rod



- Desk stand base



- Micro-USB to USB cable



- Important Product Information Guide

## WHAT'S NEEDED

- PC or Laptop with a free USB port\*
- Windows® 7 64-bit (or higher)

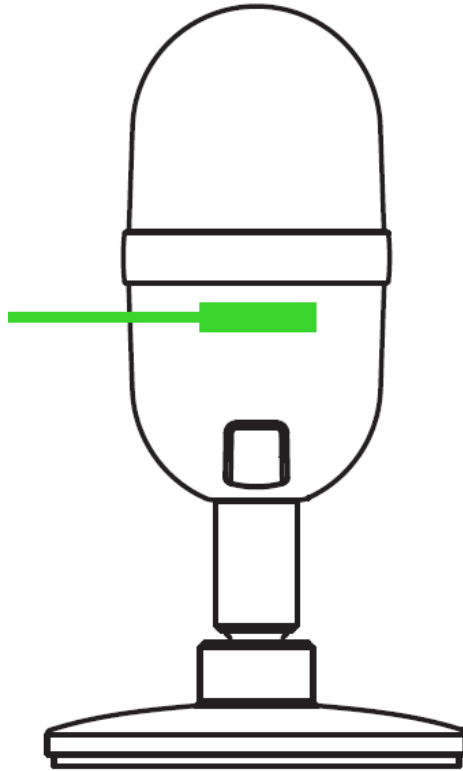
*\*Compatible with Audacity, OBS, Streamlabs OBS, and XSplit (software license fee may apply).*

---

## 2. LET'S GET YOU COVERED

You've got a great device in your hands, complete with a 1-year limited warranty coverage. Now maximize its potential and score exclusive Razer benefits by registering at [razerid.razer.com](https://razerid.razer.com)

*Your product's  
serial number can  
be found here.*



Got a question? Ask the Razer Support Team at [support.razer.com](https://support.razer.com)

---

## 3. TECHNICAL SPECIFICATIONS

### MICROPHONE

- Power required / consumption: 5V 500 mA (USB)
- Sample rate: min 44.1 kHz / max 48 kHz
- Bit rate: 16 bit
- Capsules: Ø14 mm condenser capsule
- Polar patterns: Supercardioid
- Frequency response: 20 Hz–20 kHz
- Sensitivity: 17.8 mV/Pa (at 1 kHz)
- Max SPL: 120 dB (THD < 1% at 1 kHz)

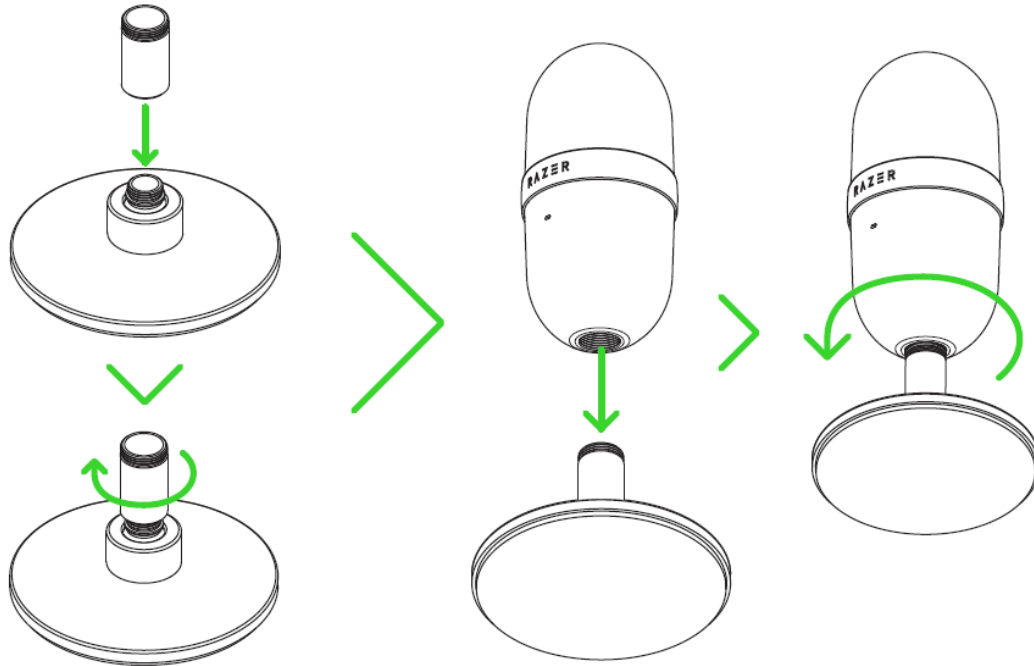
### APPROXIMATE SIZE & WEIGHT

- Diameter:  
(Microphone): 57.2 mm / 2.25 in  
(Desk stand base): 90 mm / 3.54 in
- Height: 163 mm / 6.42 in
- Weight: 282 g / 0.62 lbs

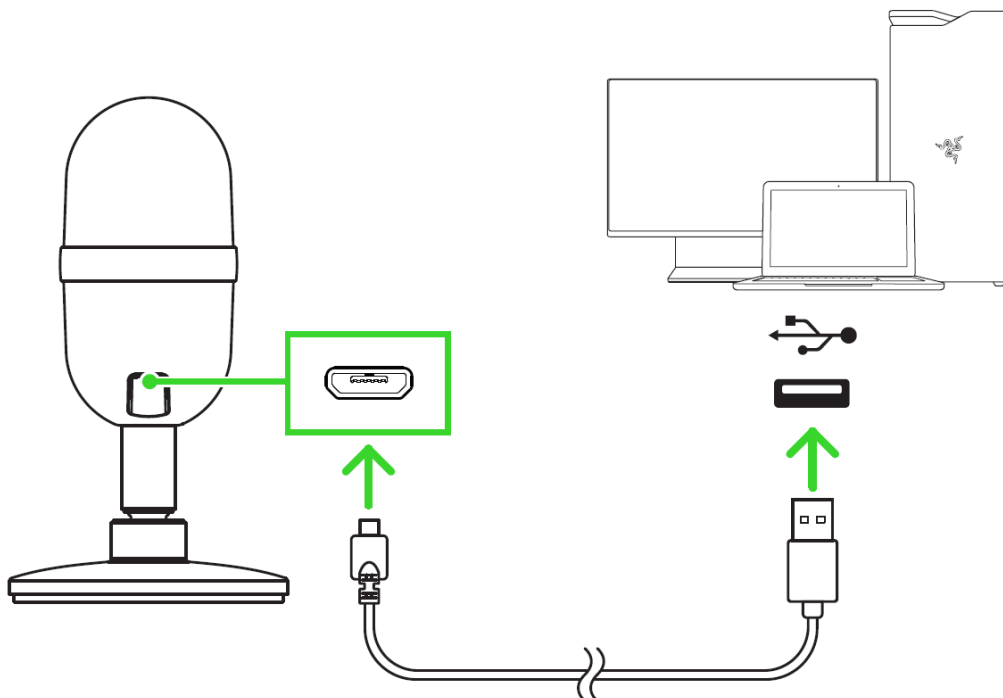
---

## 4. SETTING UP YOUR MICROPHONE

1. Assemble the base and securely fasten it to the thread mount of your Razer Seiren Mini.

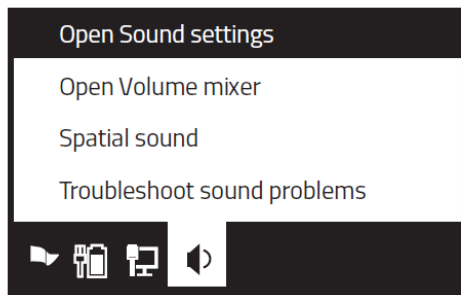


2. Connect the microphone to the USB port of your PC using the Micro-USB to USB cable.





3. On your PC, right-click on the sound icon on the system tray, select **Open Sound Settings** and set **Razer Seiren Mini** as the default **Input** device.



## Input

Choose your input device

Razer Seiren Mini



---

## 5. SAFETY AND MAINTENANCE

### SAFETY GUIDELINES

In order to achieve maximum safety while using the Razer Seiren Mini, we suggest that you adopt the following guidelines:

Should you have trouble operating the device properly and troubleshooting does not work, unplug the device and contact the Razer hotline or go to [support.razer.com](https://support.razer.com) for support. Do not attempt to service or fix the device yourself at any time.

Do not take apart the device and do not attempt to operate it under abnormal current loads. Doing so will void your warranty.

Do not puncture nor insert foreign objects into any of the device's openings.

Keep the device and its components away from liquid, humidity or moisture. Operate the device and its components only within the specific temperature range of 0°C (32°F) to 40°C (104°F). Should the temperature exceed this range, unplug and switch off the device in order to let the temperature stabilize to an optimal level.

### MAINTENANCE AND USE

The Razer Seiren Mini requires minimum maintenance to keep it in optimum condition. Once a month we recommend you unplug the device from the computer and clean it using a soft cloth or cotton to prevent dirt buildup. Do not use soap or harsh cleaning agents.

---

## 6. LEGALESE

### **COPYRIGHT AND INTELLECTUAL PROPERTY INFORMATION**

©2020 Razer Inc. All rights reserved. Razer, the triple-headed snake logo, Razer logo, and “For Gamers. By Gamers.” are trademarks or registered trademarks of Razer Inc. and/or affiliated companies in the United States or other countries. All other trademarks are the property of their respective owners.

Windows and the Windows logo are trademarks or registered trademarks of the Microsoft group of companies.

XSplit and XSplit Broadcaster are registered trademarks of SplitmediaLabs Limited.

Razer Inc. (“Razer”) may have copyright, trademarks, trade secrets, patents, patent applications, or other intellectual property rights (whether registered or unregistered) concerning the product in this guide. Furnishing of this guide does not give you a license to any such copyright, trademark, patent or other intellectual property right. The Razer Seiren Mini (the “Product”) may differ from pictures whether on packaging or otherwise. Razer assumes no responsibility for such differences or for any errors that may appear. Information contained herein is subject to change without notice.

### **LIMITED PRODUCT WARRANTY**

For the latest and current terms of the Limited Product Warranty, please visit [razer.com/warranty](https://www.razer.com/warranty).

### **LIMITATION OF LIABILITY**

Razer shall in no event be liable for any lost profits, loss of information or data, special, incidental, indirect, punitive or consequential or incidental damages, arising in any way out of distribution of, sale of, resale of, use of, or inability to use the Product. In no event shall Razer’s liability exceed the retail purchase price of the Product.

### **GENERAL**

These terms shall be governed by and construed under the laws of the jurisdiction in which the Product was purchased. If any term herein is held to be invalid or unenforceable, then such term (in so far as it is invalid or unenforceable) shall be given no effect and deemed to be excluded without invalidating any of the remaining terms. Razer reserves the right to amend any term at any time without notice.