



INSTRUCTIONAL GUIDE

ALUMINUM TYPE-C MULTIMEDIA ADAPTER


- 1** Connect Type-C adapter to USB-C port on your laptop. USB-C laptops must support both DisplayPort over USB-C (Alt mode) and USB-C Power Delivery (2.0 or higher)



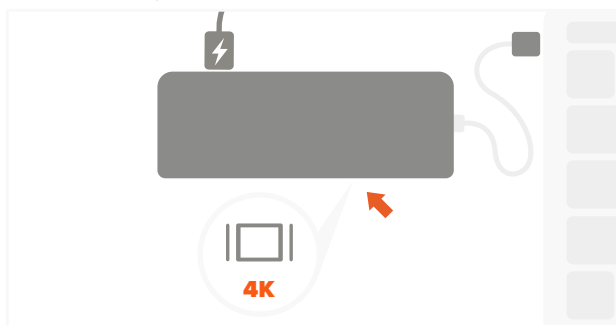
- 2** Connect laptop power adapter to USB-C charging port. Max output – 49W




- 3** Use HDMI cable to connect external monitor to HDMI port. Display will be mirrored on HDMI monitor. Resolution up to 4K @ 30Hz



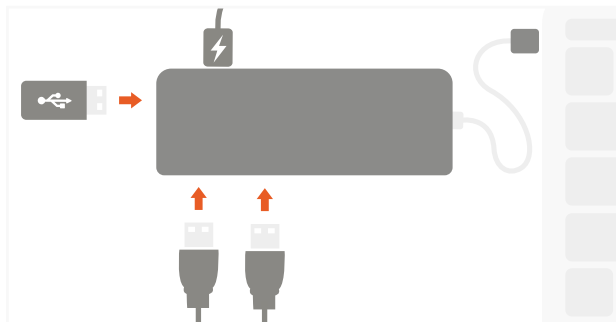
- 4** Connect external monitor to mini DP port with DP cable. Display will be mirrored on mini DP monitor. Resolution up to 4K @ 30Hz



- 5** Connect Ethernet cable to Ethernet port. Supports 10/100/1000Mbps



- 6** Connect USB peripherals to USB 3.0 ports. Use 1 hard drive at a time. Does not charge iPad.



- 7** Insert Micro SD or SD card into card reader slots. Data speeds up to 104 Mb/s

