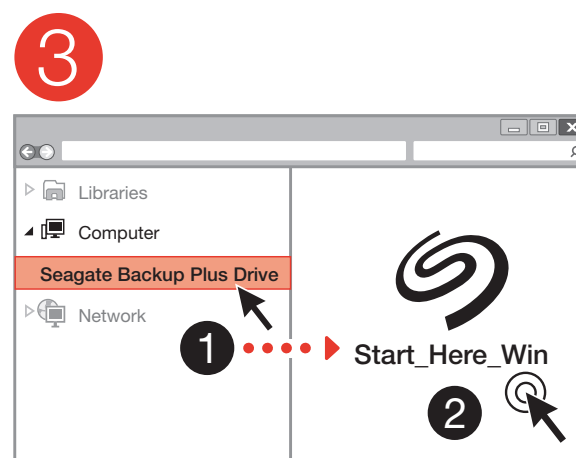
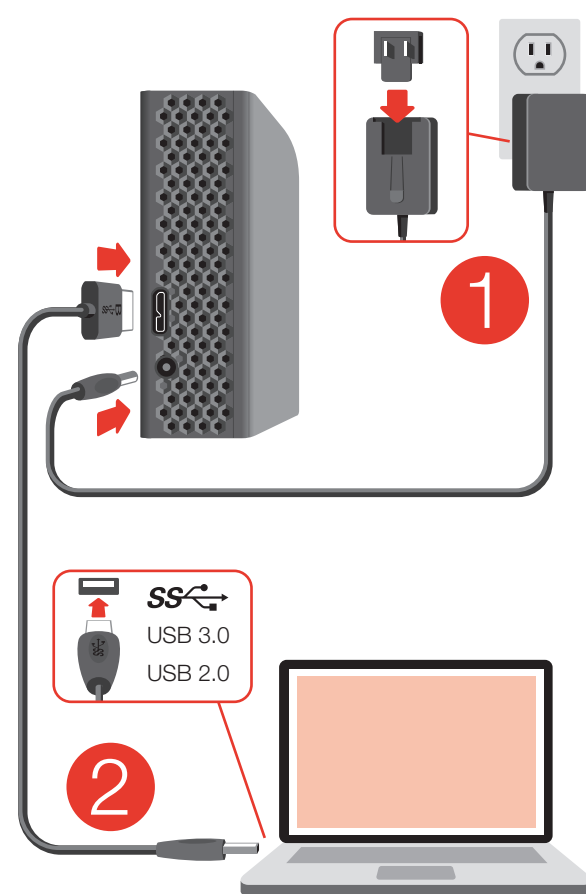


## Backup Plus Desk QSG - WW22



### [www.seagate.com/backupplus-guide](http://www.seagate.com/backupplus-guide)

**EN WWW.SEAGATE.COM**  
 To maximize performance, connect your drive to a USB 3.0 port. Also compatible with USB 2.0.

**Note:** To protect your data, always follow the safe removal procedures for your operating system when disconnecting your product.

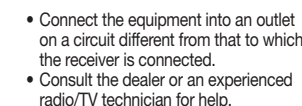
For customer support, visit [www.seagate.com/support/bup-desk](http://www.seagate.com/support/bup-desk). To review the details of your drive's warranty, open the Seagate Retail Limited Warranty Statement on your drive or go to [www.seagate.com/retailwarranty](http://www.seagate.com/retailwarranty). To request warranty service, get information regarding customer support within your jurisdiction, or to obtain information regarding the location of authorized Seagate service centers go to [www.seagate.com](http://www.seagate.com).

**FCC DECLARATION OF CONFORMANCE**  
 This device complies with Part 15 of the FCC Rules. Operation is subject to the following two conditions: (1) this device may not cause harmful interference, and (2) this device must accept

any interference received, including interference that may cause undesired operation.

**CLASS B**  
 This equipment has been tested and found to comply with the limits for a Class B digital device, pursuant to Part 15 of the FCC Rules. These limits are designed to provide reasonable protection against harmful interference in residential installation. This equipment generates, uses, and can radiate radio frequency energy and, if not installed and used in accordance with the instructions, may cause harmful interference to radio communications. However, there is no guarantee that interference will not occur in a particular installation. If this equipment does cause harmful interference to radio or television reception, which can be determined by turning the equipment off and on, the user is encouraged to try to correct the interference by one or more of the following measures:

- Reorient or relocate the receiving antenna.
- Increase the separation between the equipment and receiver.



• Connect the equipment into an outlet on a circuit different from that which the receiver is connected.  
 • Consult the dealer or an experienced radio/TV technician for help.

**CAUTION:** Any changes or modifications made to this equipment may void the user's authority to operate this equipment.

**DA WWW.SEAGATE.COM**  
 Forbind drevet til en USB 3.0-port for at maksimere ydeevnen. Også kompatibel med USB 2.0.

**BEHØR!** Følg altid operativsystemets procedurer for sikker fjernelse af lagerenheder, når du afbryder forbindelsen, for derved at beskytte dine data.

Besøg [www.seagate.com/support/bup-desk](http://www.seagate.com/support/bup-desk) for at få kundestøtte. Åbn Seagate Retail Limited Warranty Statement på dit drev eller gå til [www.seagate.com/retailwarranty](http://www.seagate.com/retailwarranty) for at anmode om garantiservice, få information angående kundestøtte inden for dit område eller finde ud af, hvor de autoriserede Seagate-servicecentre er placeret.

**DE WWW.SEAGATE.COM**  
 Schließen Sie Ihr Laufwerk an einen USB 3.0-Port an, um die Leistung zu maximieren. Auch kompatibel mit USB 2.0.

**HINWEIS:** Befolgen Sie immer die Anweisungen Ihres Betriebssystems zum sicheren Entfernen der Festplatte, um die Integrität Ihrer Daten zu gewährleisten.

Kundensupport erhalten Sie auf [www.seagate.com/support/bup-desk](http://www.seagate.com/support/bup-desk). Garantieinformationen für Ihr Laufwerk entnehmen Sie dem Seagate Retail Limited Warranty Statement auf dem Laufwerk oder besuchen Sie [www.seagate.com/retailwarranty](http://www.seagate.com/retailwarranty). Informationen zum Garantieservice bzw. Kundensupport in Ihrer Region oder Kontaktdaten zu autorisierten Seagate Servicecentern finden Sie auf [www.seagate.com](http://www.seagate.com).

**ES WWW.SEAGATE.COM**  
 Para maximizar el rendimiento, conecte la unidad a un puerto USB 3.0. También es compatible con USB 2.0.

**NOTA:** Para proteger sus datos, asegúrese de seguir los procedimientos de extracción segura de su sistema operativo siempre que desconecte el producto.

Para ponerse en contacto con el servicio de atención al cliente, visite [www.seagate.com/support/bup-desk](http://www.seagate.com/support/bup-desk). Si desea revisar los datos de la garantía de su unidad, abra la declaración de garantía limitada de venta de Seagate (Seagate Retail Limited Warranty Statement) en la unidad o visite [www.seagate.com/retailwarranty](http://www.seagate.com/retailwarranty). Para solicitar el servicio de garantía, obtenga información relativa al servicio de atención al cliente de su jurisdicción o consiga información respecto a la ubicación de los centros de servicio autorizados de Seagate, visite el sitio [www.seagate.com](http://www.seagate.com).

**FR WWW.SEAGATE.COM**  
 Pour optimiser les performances de votre disque, connectez-le à un port USB 3.0. Également compatible USB 2.0.

**REMARQUE:** Pour protéger vos données, suivez toujours les procédures de retrait sécurisées correspondant à votre système d'exploitation lors de la déconnexion du produit.

Pour accéder au service clientèle, consultez le site [www.seagate.com/support/bup-desk](http://www.seagate.com/support/bup-desk). Pour toute demande d'intervention sous garantie, renseignez-vous auprès du service clientèle dont vous dépendez. Pour en savoir plus sur les centres de réparation agréés Seagate, consultez le site [www.seagate.com](http://www.seagate.com).

**IT WWW.SEAGATE.COM**  
 Per ottenere le massime prestazioni connettere l'unità alla porta USB 3.0. Compatibile anche con USB 2.0.

**NOTA:** Per proteggere i dati, disconnettere sempre il dispositivo applicando la procedura di rimozione sicura dell'hardware.

Per l'assistenza clienti visitare il sito [www.seagate.com/support/bup-desk](http://www.seagate.com/support/bup-desk). Per rivedere i dettagli della garanzia sull'unità aprire la dichiarazione di garanzia limitata Seagate Retail sull'unità stessa oppure visitare la pagina [www.seagate.com/retailwarranty](http://www.seagate.com/retailwarranty). Per richiedere assistenza in garanzia, avere informazioni sull'assistenza clienti nel proprio paese oppure avere informazioni sulla sede dei

centri di assistenza autorizzati Seagate visitare il sito [www.seagate.com](http://www.seagate.com).

**NL WWW.SEAGATE.COM**  
 Sluit de harde schijf met het oog op betere prestaties aan op een USB 3.0-poort. Ook compatibel met USB 2.0.

**OPMERKING:** Volg ter bescherming van uw gegevens altijd de procedures van uw besturingssysteem voor het veilig verwijderen van hardware als u het product wilt loskoppelen.

Ga voor klantondersteuning naar [www.seagate.com/support/bup-desk](http://www.seagate.com/support/bup-desk). Om de details van de garantie van uw harde schijf in te zien, opent u de Verklaring voor beperkte garantie van Seagate Retail op uw harde schijf of gaat u naar [www.seagate.com/retailwarranty](http://www.seagate.com/retailwarranty). Ga voor garantiservice, informatie over klantondersteuning in uw regio of informatie over de locatie van een erkend Seagate Service Center naar [www.seagate.com](http://www.seagate.com).

**PT WWW.SEAGATE.COM**  
 Para maximizar o desempenho, conecte a unidade a uma porta USB 3.0. Também é compatível com USB 2.0.

**NOTA:** Para proteger os seus dados, sempre que pretender desligar o seu produto, cumpra os procedimentos de remoção segura aplicáveis ao seu sistema operativo.

Para contactar o serviço de apoio ao cliente, aceda a [www.seagate.com/support/bup-desk](http://www.seagate.com/support/bup-desk). Para rever os detalhes da garantia da

hvis du vil be om garantiservice, få information om kundestøtte inden for din jurisdiktion eller få information om hvor Seagate-servicecentrene befinder sig.

**PL WWW.SEAGATE.COM**  
 Aby maksymalnie zwiększyć wydajność, podłącz dysk do portu USB 3.0. Obsługiwany jest również standard USB 2.0.

**UWAGA:** Aby chronić dane, należy zawsze postępować zgodnie z odpowiednimi dla danego systemu operacyjnego bezpiecznymi odłączeniami produktu.

Obsługa klienta dostępna jest pod adresem [www.seagate.com/support/bup-desk](http://www.seagate.com/support/bup-desk). Aby sprawdzić informacje dotyczące gwarancji udzielonej na posiadany dysk, proszę otworzyć Oświadczenie o Ograniczonej Gwarancji dla Odbiorców Detalicznych na dysku lub odwiedzić stronę [www.seagate.com/retailwarranty](http://www.seagate.com/retailwarranty). Aby dokonać zgłoszenia gwarancyjnego, uzyskać informacje dotyczące obsługi klienta w danym miejscu lub informacji o lokalizacji autoryzowanych serwisów Seagate, proszę odwiedzić stronę [www.seagate.com](http://www.seagate.com).

**PT WWW.SEAGATE.COM**  
 Para maximizar o desempenho, conecte a unidade a uma porta USB 3.0. Também é compatível com USB 2.0.

**NOTA:** Para proteger os seus dados, sempre que pretender desligar o seu produto, cumpra os procedimentos de remoção segura aplicáveis ao seu sistema operativo.

Para contactar o serviço de apoio ao cliente, aceda a [www.seagate.com/support/bup-desk](http://www.seagate.com/support/bup-desk). Para rever os detalhes da garantia da

sua unidade, abra a declaração de garantia limitada de revenda da Seagate na unidade ou aceda a [www.seagate.com/retailwarranty](http://www.seagate.com/retailwarranty). Para solicitar serviços de garantia, obter informações sobre o apoio ao cliente na sua jurisdição ou obter informações relativas à localização de centros de assistência autorizados da Seagate, aceda a [www.seagate.com](http://www.seagate.com).

**BR WWW.SEAGATE.COM**  
 Para maximizar o desempenho, conecte a unidade à porta USB 3.0. Compatível também com USB 2.0.

**NOTA:** Para proteger seus dados, sempre siga os procedimentos de remoção segura do seu sistema operacional ao desconectar o produto.

Para obter atendimento ao cliente, visite [www.seagate.com/support/bup-desk](http://www.seagate.com/support/bup-desk). Para rever os detalhes da garantia da sua unidade, abra a Declaração de garantia limitada do varejista Seagate na sua unidade ou acesse [www.seagate.com/retailwarranty](http://www.seagate.com/retailwarranty). Para solicitar um serviço de garantia, obtenha informações sobre o suporte ao cliente na sua jurisdição, ou para obter informações sobre a localização dos centros de serviço autorizados da Seagate, acesse [www.seagate.com](http://www.seagate.com).

**RU WWW.SEAGATE.COM**  
 Для обеспечения максимальной производительности подключите накопитель к порту USB 3.0. Также совместимо с USB 2.0.

**ПРИМЕЧАНИЕ:** Чтобы обеспечить сохранность данных, при отключении продукта всегда выполняйте в операционной системе процедуру безопасного извлечения.

Посетите сайт поддержки клиентов: [www.seagate.com/support/bup-desk](http://www.seagate.com/support/bup-desk).

Для получения подробных сведений о гарантии на накопитель откройте на накопителе файл с заявлением об ограниченной гарантии Seagate для розничной торговли или перейдите по ссылке [www.seagate.com/retailwarranty](http://www.seagate.com/retailwarranty). Для получения гарантийного обслуживания, дополнительной информации об обслуживании клиентов в вашем регионе или информации о местонахождении уполномоченных сервисных центров компании Seagate посетите веб-сайт [www.seagate.com](http://www.seagate.com).

### FI WWW.SEAGATE.COM

Maksimoi laitteen suorituskyky liittäessä USB 3.0 -porttiin. Yhteensopiva myös USB 2.0 -portin kanssa.

**HUOMAUTUS:** Suojaa tietojasi laitetta irrotettaessa ja noudata aina käyttöjärjestelmän ohjeita, jotka koskevat laitteen turvallista poistamista.

Asiakastukea saa osoitteesta [www.seagate.com/support/bup-desk](http://www.seagate.com/support/bup-desk).

Yksityiskohtaisia tietoja levyseman takuusta saa avaamalla levysemalla olevan Seagaten vähittäismyynnin rajoitetun takuun lausunnon tai vierailemalla osoitteessa [www.seagate.com/retailwarranty](http://www.seagate.com/retailwarranty). Jos haluat pyytää takuupalvelua tai saada tietoja oman alueesi asiakastuesta tai valtuutettujen

Seagate-huoltopisteiden sijainnista, vieraille osoitteessa [www.seagate.com](http://www.seagate.com).

### SV WWW.SEAGATE.COM

Koppla din drivenhet till en USB 3.0 port för att maximera prestandan. Även kompatibel med USB 2.0.

**Obs!** För att skydda dina data ska du alltid följa de förfaranden för säker borttagning som gäller för ditt operativsystem när du kopplar från produkten.

Besök [www.seagate.com/support/bup-desk](http://www.seagate.com/support/bup-desk) för kundstöd.

Du kan kontrollera garantiuppgifterna för din enhet genom att öppna Seagate Retail begränsade garanti på enheten eller besöka [www.seagate.com/retailwarranty](http://www.seagate.com/retailwarranty). För att begära garantiservice, få information om kundstöd inom ditt område eller ta reda på var auktoriserade Seagate-servicecenter ligger, ska du besöka [www.seagate.com](http://www.seagate.com).

### CS WWW.SEAGATE.COM

Za účelem maximalizace výkonu připojte svou jednotku ke konektoru rozhraní USB 3.0. Jednotka je také kompatibilní s rozhraním USB 2.0.

**POZNÁMKA:** Při odpojování výrobku vždy dodržujte postup bezpečného odebrání pro váš operační systém za účelem ochrany svých dat.

Zákaznickou podporu získáte na adrese [www.seagate.com/support/bup-desk](http://www.seagate.com/support/bup-desk).

Pokud chcete podrobněji prozkoumat záruku na váš pevný disk, otevřete prohlášení o omezené maloobchodní záruce společnosti Seagate k vašemu disku nebo přejděte na adresu [www.seagate.com/retailwarranty](http://www.seagate.com/retailwarranty). Pokud

chcete požádat o záruční službu, získat informace o zákaznické podpoře ve vašem regionu, nebo získat informace o poloze autorizovaných servisních středisek společnosti Seagate, přejděte na adresu [www.seagate.com](http://www.seagate.com).

### EL WWW.SEAGATE.COM

Για να μεγιστοποιήσετε την απόδοση, συνδέστε τη μονάδα σας σε μια θύρα USB 3.0. Επίσης συμβατή με USB 2.0.

**ΣΗΜΕΙΩΣΗ:** Για την προστασία των δεδομένων σας, να ακολουθείτε πάντοτε τις διαδικασίες ασφαλούς κατάρτησης για το λειτουργικό σας σύστημα κατά την αποσύνδεση της συσκευής σας.

Για υποστήριξη πελατών, επισκεφθείτε τη διεύθυνση [www.seagate.com/support/bup-desk](http://www.seagate.com/support/bup-desk).

Για να δείτε τις λεπτομέρειες της εγγύησης της μονάδας σας, ανοίξτε τη Δήλωση Περιορισμένης Εγγύησης Προϊόντων Λαοικής της Seagate στη μονάδα σας ή μεταβείτε στη διεύθυνση [www.seagate.com/retailwarranty](http://www.seagate.com/retailwarranty). Για την αίτηση υπηρεσιών εγγύησης, τη λήψη πληροφοριών σχετικά με την υποστήριξη πελατών στην περιοχή σας ή για τη λήψη πληροφοριών σχετικά με την τοποθεσία εξουσιοδοτημένων κέντρων εξυπηρέτησης της Seagate μεταβείτε στην τοποθεσία [www.seagate.com](http://www.seagate.com).

### HU WWW.SEAGATE.COM

A teljesítmény maximalizálása érdekében csatlakoztassa a meghajtót az USB 3.0 porthoz. USB 2.0 porttal is kompatibilis.

**MEGJEGYZÉS:** Az adatok védelme érdekében a termék leválasztásakor mindig kövesse az operációs rendszernek megfelelő biztonságos eltávolítási eljárást.

Ügyfélszolgálatunk elérhetőségét a [www.seagate.com/support/bup-desk](http://www.seagate.com/support/bup-desk) weboldalon találja.

A meghajtó szavatosságának áttekintéséhez nyissa meg a meghajtón található, Seagate kiskereskedelmi termékekre vonatkozó korlátozott jótállási nyilatkozatot vagy keresse fel a [www.seagate.com/retailwarranty](http://www.seagate.com/retailwarranty) oldalt. Garanciális javítás igényléséhez, az Ön területének ügyféltámogatásával kapcsolatos további információkért, vagy a legközelebbi hivatalos Seagate-szervizközpontok helyeivel kapcsolatos információkért keresse fel a [www.seagate.com](http://www.seagate.com) weboldalt.

### TR WWW.SEAGATE.COM

Performansı en yüksek hale getirmek için, sürücünüzi bir USB 3.0 bağlantı noktasına bağlayın. USB 2.0 ile de uyumludur.

**NOT:** Verilerinizi korumak için ürününüzün bağlantısını keserken her zaman işletim sisteminiz için gereken güvenli kaldırma işlemlerini uygulayın.

Müşteri desteği için, [www.seagate.com/support/bup-desk](http://www.seagate.com/support/bup-desk) adresini ziyaret edin. Sürücünüzün garanti ayrıntılarını gözden geçirmek için, sürücünüzdeki Seagate Perakende Sınırlı Garanti Bildirimi belgesini açın veya [www.seagate.com/retailwarranty](http://www.seagate.com/retailwarranty) adresini ziyaret edin. Garanti hizmeti talep etmek, bulunduğunuz bölgedeki müşteri desteği konusunda ve yetkili Seagate servis merkezlerinin yerleri hakkında bilgi almak için [www.seagate.com](http://www.seagate.com) adresine gidin.

### ZH\_CN WWW.SEAGATE.COM

要获得最佳性能, 请将硬盘连接到 USB 3.0 端口。同时兼容 USB 2.0。

**注意:** 为保护您的数据, 请在断开产品时, 总是按照适用于您的操作系统的安全卸下过程操作。

如需客户支持, 请访问 [www.seagate.com/support/bup-desk](http://www.seagate.com/support/bup-desk)。

要查看您硬盘维修的详细信息, 请打开硬盘上的 Seagate 零售有限保修声明, 或访问 [www.seagate.com/retailwarranty](http://www.seagate.com/retailwarranty)。要请求保修服务、获取有关您所在地区客户支持的信息, 或要获取有关 Seagate 授权服务中心地址的信息, 请访问 [www.seagate.com](http://www.seagate.com)。

### ZH\_TW WWW.SEAGATE.COM

若要獲得最佳效能, 請將磁碟機連接到 USB 3.0 連接埠。同時與 USB 2.0 相容。

**備註:** 為保護您的資料, 請在中斷您產品的連接時始終執行作業系統的安全移除程序。

如需客戶支援, 請造訪 [www.seagate.com/support/bup-desk](http://www.seagate.com/support/bup-desk)。

要查看您磁碟機保固的詳細資料, 請開啟磁碟機上的 Seagate 零售有限保固聲明, 或造訪 [www.seagate.com/retailwarranty](http://www.seagate.com/retailwarranty)。要請求保固服務、獲取有關您所在地區客戶支援的資訊, 或要獲取有關 Seagate 授權服務中心地址的資訊, 請造訪 [www.seagate.com](http://www.seagate.com)。

### KO WWW.SEAGATE.COM

성능을 극대화할 수 있게 드라이브를 USB 3.0 포트에 연결하십시오. USB 2.0과도 호환됩니다.

**참고:** 보다 안전한 데이터 보호를 위해서 제품과의 연결을 끊을 때에는 항상 하드웨어 안전 제거 절차를 준수하십시오.

고객 지원을 받으려면 [www.seagate.com/support/bup-desk](http://www.seagate.com/support/bup-desk)를 방문하십시오.

사용 중인 드라이브의 보증 기간에 대한 자세한 내용을 확인하려면 드라이브의 Seagate Retail Limited Warranty Statement를 열거나 [www.seagate.com/retailwarranty](http://www.seagate.com/retailwarranty)를 방문하십시오. 보증 서비스를 요청하려면 [www.seagate.com](http://www.seagate.com)을 방문하여 관할지역의 고객 지원에 관한 정보 또는 공인 Seagate 서비스 센터에 관한 정보를 얻으십시오.

### JA WWW.SEAGATE.COM

性能を最大限に活用するには、ドライブをUSB 3.0ポートに接続します。USB 2.0にも対応しています。

**注:** データ損失を防止するため、製品を取り外す際にはオペレーティングシステムの手順に従い、正しい方法で切断してください。

カスタマー サポートについては、[www.seagate.com/support/bup-desk](http://www.seagate.com/support/bup-desk)をご覧ください。

お使いのドライブの保証の詳細については、ドライブに添付されている Seagate 小売限定保証書か、[www.seagate.com/retailwarranty](http://www.seagate.com/retailwarranty)をご覧ください。保証サービスを申し込むには、該当区域内のカスタマー サポートに関する情報を入手してください。Seagate 認定サービスセンターの場所を調べたい場合は、[www.seagate.com](http://www.seagate.com)をご覧ください。

Name of Parts 部件名称	Toxic or Hazardous Substances or Elements 有毒有害物質或元素					
	Lead (Pb) 鉛	Mercury (Hg) 汞	Cadmium (Cd) 鎘	Hexavalent Chromium (Cr6+) 六价铬	Polybrominated Diphenyl (PBB) 多溴联苯	Polybrominated Diphenyl Ether (PBDE) 多溴二苯醚
External Drive PCB and internal cables	X	O	O	O	O	O
HDD	X	O	O	O	O	O
Power supply	X	O	O	O	O	O
External Drive plastic enclosure components (injection molded)	O	O	O	O	O	O
External Drive metal components (stamped EMI cage, shields and electroforming)	O	O	O	O	O	O
External Drive screws and thermal pads	O	O	O	O	O	O
External Drive LED	O	O	O	O	O	O
External Drive retail box packaging components	O	O	O	O	O	O
Interface cable	O	O	O	O	O	O
External Drive guides, stickers and labels (paper, pulp tray and PET)	O	O	O	O	O	O

\*O indicates the hazardous and toxic substance content of the part (at the homogenous material level) is lower than the threshold defined by the RoHS MCV Standard.  
\*O 表示该部件 (于同类物品程度上) 所含的危险和有毒物质低于中国RoHS MCV 标准所定义的门槛值。  
\*X indicates the hazardous and toxic substance content of the part (at the homogenous material level) is over the threshold defined by the RoHS MCV Standard.  
\*X 表示该部件 (于同类物品程度上) 所含的危险和有毒物质超出中国RoHS MCV 标准所定义的门槛值。  
This product has an Environmental Protection Use Period (EUPU) of 20 years. The following table contains information mandated by China's "Marking Requirements for Control of Pollution Caused by Electronic Information Products" Standard. 该产品具有20年的环保使用周期 (EUPU)。以下包含了中国 "电子产品所导致的污染的控制的记号要求" 所指定的信息。



© 2016 Seagate Technology LLC. All rights reserved. Seagate, Seagate Technology and the Spiral logo are trademarks or registered trademarks of Seagate Technology LLC, or one of its affiliated companies in the United States and/or other countries. All other trademarks or registered trademarks are the property of their respective owners. Seagate reserves the right to change, without notice, product offerings or specifications. Complying with all applicable copyright laws is the responsibility of the user.

Seagate Technology LLC  
10200 S. De Anza Blvd.  
Cupertino, CA 95014  
U.S.A.

Seagate Singapore International  
Headquarters Pte. Ltd.  
Koolhovenlaan 1  
1119 NB Schiphol-Rijk  
The Netherlands

PN: 100798863 04/16



# Backup Plus

Desktop Storage

QUICK START GUIDE

HURTIG STARTVEJLEDNING

SCHNELLSTARTANLEITUNG

GUÍA DE INICIO RÁPIDO

GUIDE DE DÉMARRAGE RAPIDE

GUIDA DI AVVIO RAPIDO

SNELSTARHANDLEIDING

HURTIGVEILEDNING

SZYBKIE WPROWADZENIE

GUIDA DE INÍCIO RÁPIDO

GUIDA DE INÍCIO RÁPIDO

KРАТКОЕ РУКОВОДСТВО

ПОЛЬЗОВАТЕЛЯ

PIKAOPAS

SNABBGUIDE

RYCHLÝ PŮVODCE SPUŠTĚNÍM

ΟΔΗΓΟΣ ΓΡΗΓΟΡΗΣ ΕΚΚΙΝΗΣΗΣ

ÜZEMBE HELYEZÉSI ÚTMUTATÓ

HIZLI BAŞLANGIÇ KILAVUZU

快速入门指南

快速入門指南

퀵 스타트 가이드

クイック スタート ガイド