

**SHURE**<sup>®</sup>

LEGENDARY  
PERFORMANCE<sup>™</sup>

PG ALTA<sup>™</sup> SERIES  
WIRED MICROPHONE

# PGA 48 USER GUIDE



© 2015 Shure Incorporated  
27A25227 (Rev. 3)  
Printed in China



# PGA48

## PG Alta Microphones

Congratulations on the purchase of a new Shure PG Alta series microphone. The PG Alta series delivers professional quality audio at an affordable price, with solutions for capturing nearly any source, including voice, acoustic instruments, drums, and amplified electric instruments. Suitable for live and studio applications, PG Alta microphones are built to last, and meet the same rigorous quality testing standards that make all Shure products trustworthy and reliable.

## General Rules for Use

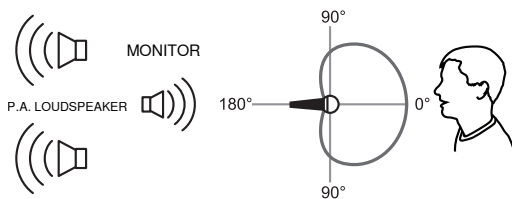
- Do not cover any part of the microphone grille with your hand, as this will adversely affect microphone performance.
- Aim the microphone toward the desired sound source (such as the talker, singer, or instrument) and away from unwanted sources.
- Place the microphone as close as practical to the desired sound source.
- Work close to the microphone for extra bass response.
- Use only one microphone to pick up a single sound source.
- For better gain before feedback, use fewer microphones.
- Keep the distance between microphones at least three times the distance from each microphone to its source ("three to one rule").
- Place microphones as far as possible from reflective surfaces.
- Add a windscreen when using the microphone outdoors.
- Avoid excessive handling to minimize pickup of mechanical noise and vibration.

## Proximity Effect

Directional microphones progressively boost bass frequencies as the microphone is placed in closer proximity to the source. This phenomenon, known as proximity effect, can be used to create a warmer, more powerful sound.

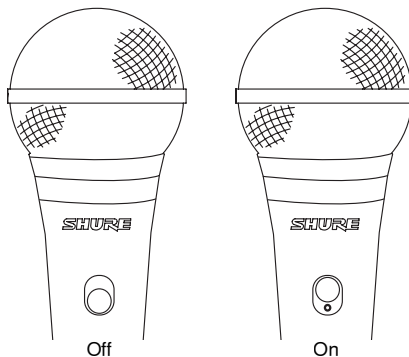
## Avoiding Pickup of Unwanted Sound Sources

Place the microphone so that unwanted sound sources, such as monitors and loudspeakers, are directly behind it. To minimize feedback and ensure optimum rejection of unwanted sound, always test microphone placement before a performance.



**Recommended Loudspeaker Locations for Cardioid Microphones**

## On/Off Switch



## Specifications

### Type

Dynamic (moving coil)

### Frequency Response

70 to 15,000 Hz

### Polar Pattern

Cardioid

### Output Impedance

600  $\Omega$

### Sensitivity

at 1 kHz, open circuit voltage

-53.5 dBV/Pa<sup>1</sup> (2.10 mV)

### Polarity

Positive pressure on diaphragm produces positive voltage on pin 2 with respect to pin 3

### Weight

300 g (10.58 oz.)

### Switch

On/Off Switch

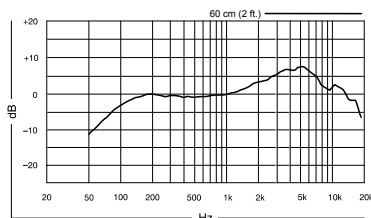
### Connector

Three-pin professional audio (XLR), male

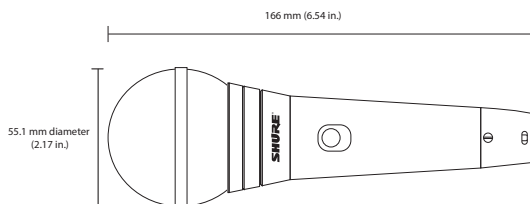
### Environmental Conditions

<b>Operating Temperature</b>	-20° to 165° F (-29° to 74° C)
<b>Relative Humidity</b>	0 to 95%

1 Pa=94 dB SPL



Typical Frequency Response



Overall Dimensions

## Optional Accessories and Replacement Parts

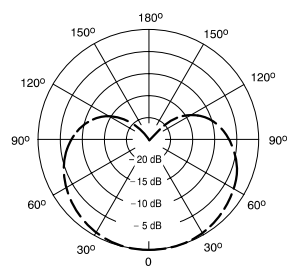
Microphone Clip for SM58, SM57, SM87A, Beta 87A, Beta 87C, PGA57, PGA58, PGA48, PGA81 Microphone Clip for SM58, SM57, SM87A, Beta 87A, Beta 87C, PGA57, PGA58, PGA48, PGA81	A25D
5/8" to 3/8" Thread Adapter	31A1856
7.6 m (25 ft.) Cable (XLR-XLR)	C25J
25 foot (7.5m) Triple-Flex® Microphone XLR Cable with chrome connectors	C25F
PGA48 Replacement Grille	RPMP48G

## Certifications

This product meets the Essential Requirements of all relevant European directives and is eligible for CE marking.

The CE Declaration of Conformity can be obtained from:  
[www.shure.com/europe/compliance](http://www.shure.com/europe/compliance)

Authorized European representative:  
Shure Europe GmbH  
Headquarters Europe, Middle East & Africa  
Department: EMEA Approval  
Jakob-Dieffenbacher-Str. 12  
75031 Eppingen, Germany  
Phone: 49-7262-92 49 0  
Fax: 49-7262-92 49 11 4  
Email: [info@shure.de](mailto:info@shure.de)



1000 Hz  
Typical Polar Pattern



United States, Canada,  
Latin America, Caribbean:  
Shure Incorporated  
5800 West Touhy Avenue  
Niles, IL 60714-4608 USA

Phone: +1 847-600-2000  
Fax: +1 847-600-1212 (USA)  
Fax: +1 847-600-6446  
Email: [info@shure.com](mailto:info@shure.com)  
[www.shure.com](http://www.shure.com)

Europe, Middle East, Africa:  
Shure Europe GmbH  
Jakob-Dieffenbacher-Str. 12,  
75031 Eppingen, Germany

Phone: +49-7262-92490  
Fax: +49-7262-9249114  
Email: [info@shure.de](mailto:info@shure.de)  
[www.shure.eu](http://www.shure.eu)

Asia, Pacific:  
Shure Asia Limited  
22/F, 625 King's Road  
North Point, Island East  
Hong Kong

Phone: +852-2893-4290  
Fax: +852-2893-4055  
Email: [info@shure.com.hk](mailto:info@shure.com.hk)  
[www.shureasia.com](http://www.shureasia.com)