



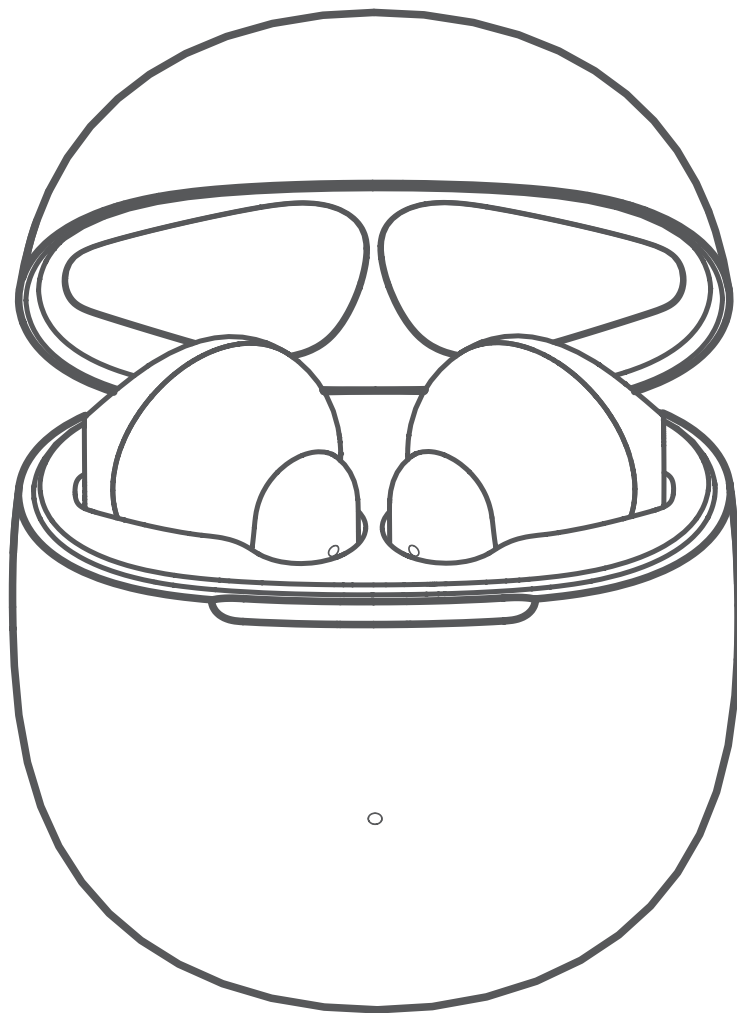
Questo manuale d'istruzione è fornito da trovaprezzi.it. Scopri tutte le offerte per [TCL MoveAudio S200 Bianco](#) o cerca il tuo prodotto tra le [migliori offerte di Cuffie e Microfoni](#)



Questo manuale d'istruzione è fornito da trovaprezzi.it. Scopri tutte le offerte per [TCL MoveAudio S200](#) o cerca il tuo prodotto tra le [migliori offerte di Cuffie e Microfoni](#)

TCL

Hi! Let's get started.



TW20
TCL MOVEAUDIO S200
User manual

Contents

1	Important safety instructions	3
	Hearing Safety	
	General safety information	
<hr/>		
2	What's in the box	4
<hr/>		
3	First Time Use: Activation	4
<hr/>		
4	Pairing	5
<hr/>		
5	Wearing instruction	5
<hr/>		
6	Connect to other devices	6
<hr/>		
7	Charge	6
	Charge Earbuds	
	Charge Case	
<hr/>		
8	Touch Control	7
<hr/>		
9	LED Light Indications	7
<hr/>		
10	Reset	8
<hr/>		
11	Notice	8
	Compliance notice	
	Declaration of conformity	
	Disposal of your old product and battery	
<hr/>		
12	Notice for US and Canada	9
	Compliance notice for US	
	Compliance notice for Canada	
<hr/>		
13	Trademarks	10
<hr/>		

1 Important safety instructions

Hearing Safety



Danger

To avoid hearing damage, limit the time you use earphones at high volume and set the volume to a safe level. The louder the volume, the shorter the safe listening time is.

To prevent accidents and damage to ears:

- Listen at reasonable volumes for reasonable periods of time.
- Be careful not to adjust the volume continuously upwards as your hearing adapts.
- Do not turn up the volume so high that you can't hear what's around you.

General safety information

To prevent damage and malfunctions:

- Do not expose earphones to excessive heat.
- Do not drop your earphones.
- The earphones are resistant to dripping and splashing water. The charging case is not waterproof. Before putting the earphones into the charging case, thoroughly wipe off any moisture.
- Do not submerge your earphones in water.
- Do not use any cleaning agents containing alcohol, ammonia, benzene, or abrasives.
- If cleaning is required, use a soft cloth, if necessary dampened with a minimum amount of water or diluted mild soap, to clean the product.

Battery precautions:

- The integrated battery shall not be exposed to excessive heat such as sunshine, fire or the like.

Caution:

Danger of explosion if battery is incorrectly replaced. Replace only with the same or equivalent type.

Operating temperature and humidity:

- Operate or store in a place where temperature is between 0°C (32°F) to 45°C (113°F) (up to 90% relative humidity with no condensation).
- Battery life may be shorter in high or low temperature conditions.

Charging temperature

Charging with the charging case when temperature is between 0°C (32°F) to 45°C (113°F)

Medical device

The earphones and charging case contain magnets. The American Heart Association (US) and the Medicines and Healthcare Products Regulatory Agency (UK) both warn that magnets can affect the operation of implanted pacemakers, cardioverters, defibrillators, insulin pumps or other electro medical devices (collectively, "Medical Device") within the range of 15 cm (6 inches). If you are a user of any of these Medical Devices, DO NOT USE THIS EARPHONES AND CHARGING CASE UNLESS YOU HAVE CONSULTED WITH YOUR PHYSICIAN.

Liability:

- This product is designed for use with mobile devices that support Bluetooth® standard specified by Bluetooth® SIG, Inc. and are compatible to the following Bluetooth® profile:

Bluetooth® profile

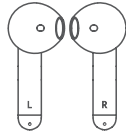
- HFP - Hands-free profile
- A2DP - Advanced audio distribution profile (Bluetooth® stereo supported)
- AVRCP - Audio video remote control profile

- It is considered improper use when this product is used for any application not named in this user manual.
- TCL Corporation bears no responsibility for accidents or damage caused by improper use of this product.

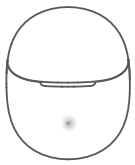
Caution:

The user is cautioned that changes or modifications not expressly approved by the party responsible for compliance

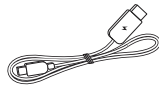
2 What's in the box



TCL truly wireless earphones
MOVEAUDIO S200



Charging case



USB cable (for charging)



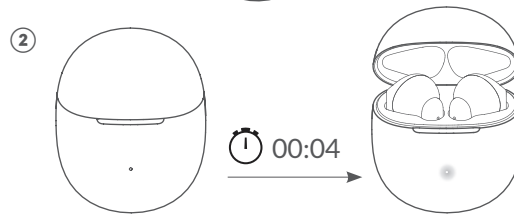
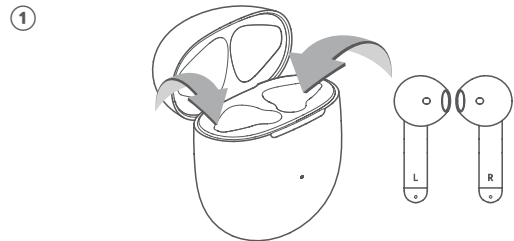
Quick start guide



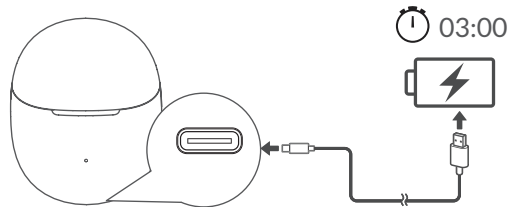
Safety sheet

3 First Time Use: Activation

1. For the first time using, open, close and then open the charging case to complete the activation.



2. If earbuds cannot be activated successfully. Please charge it for a while and then repeat the activation process again.

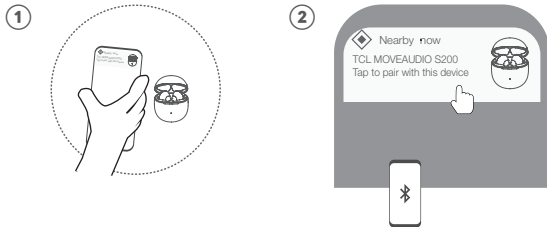


4 Pairing

Google Fast Pair

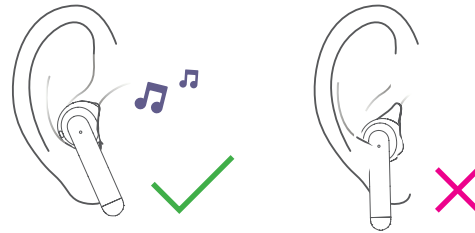
(Just for Android phone 6.0+ with Google Play Service)

1. Make sure your phone is unlocked and your Bluetooth, Google Play Services notification, and Location are on.
2. Open the charging case. Ensure earbuds and charging case are charged and keep the case next to your phone.
3. Tap the earbuds pairing notification and follow the on-screen steps.



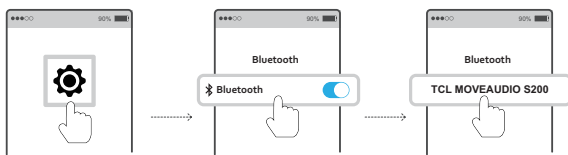
5 Wearing instruction

Place the earbuds in a forward and down position.



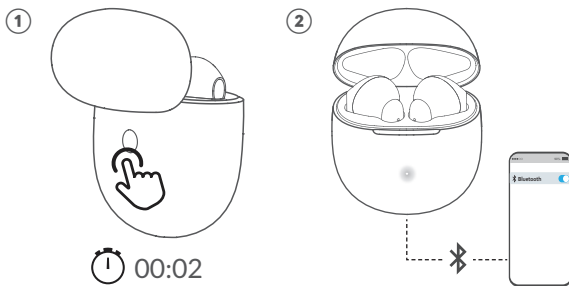
Manual Pairing

1. Open the wireless charging case. Ensure earbuds and charging case are charged and keep the case next to your phone.
2. Make sure your phone is unlocked and your Bluetooth is on.
3. Select TCL MOVEAUDIO S200 from your phone's Bluetooth menu - available Bluetooth devices.



6 Connect to other devices

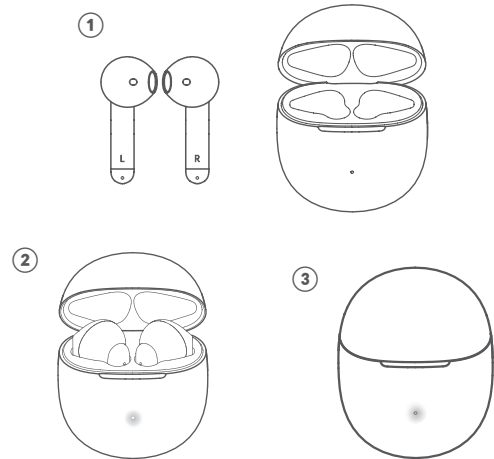
Press and hold the pairing button on the back of the charging case for 2 seconds. When the charging case light starts blinking white, it means the earbuds turn into pairing mode, and you can select TCL MOVEAUDIO S200 from your phone's Bluetooth menu-available Bluetooth devices.



7 Charge

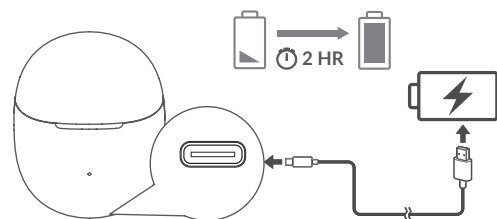
Charge Earbuds

Place the earbuds in the case to charge.



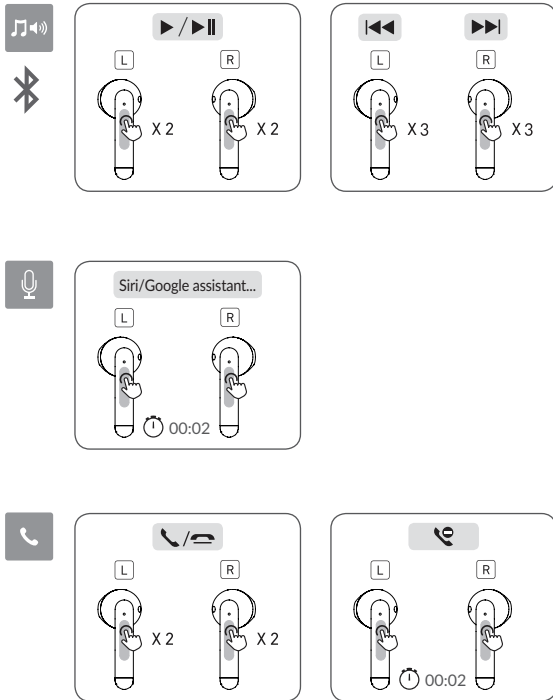
Charge Case

Charge the case with the USB-C cable and a standard 5V DC USB Charger for about 2 hours to full.



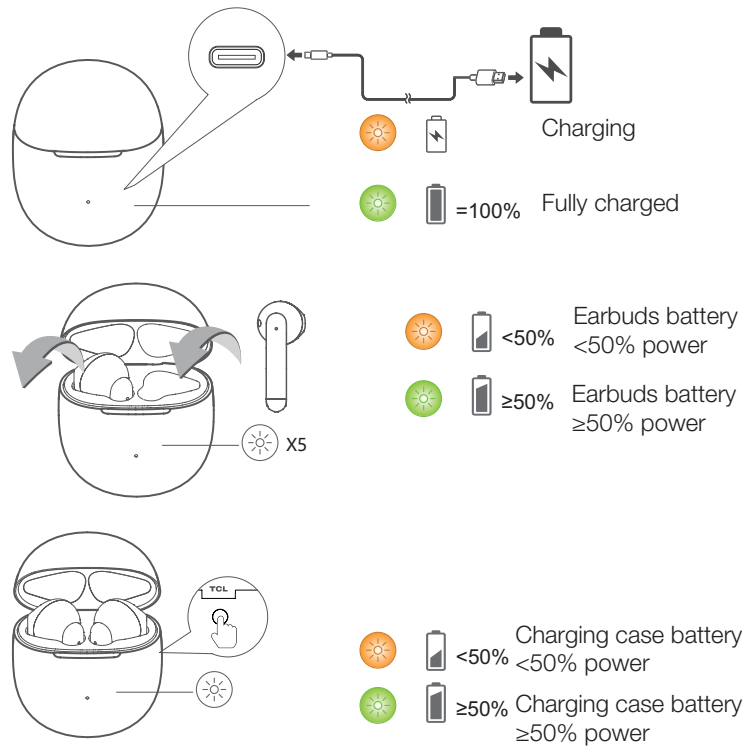
8 Touch Control

Before you can make calls and enjoy music with your earphones, follow the instructions below to set up and connect your earphones.



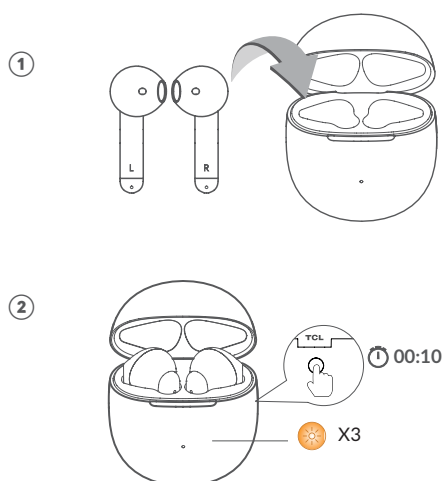
9 LED Light Indications

The LED light indicates the charge of the earbuds when you put in or take out the buds. When pressing the button or opening/closing the lid will indicate charge remaining in the case



10 Reset

Place the earbuds into the charging case and keep it open, press and hold the button on the case for 10 seconds until the amber LED blinks. The earbuds have been restored to their factory settings, and they will then enter Pairing mode with white LED blinks.



11 Notice

Compliance notice

EMF

This product complies with all applicable standards and regulations regarding exposure to electromagnetic fields.

Declaration of conformity

Hereby, TCL Corporation declares that this product is in compliance with the essential requirements and other relevant provisions of Directive 2014/53/EU. You can find the Declaration of Conformity on www.tcl.com

Disposal of your old product and battery

Environmental protection and sustainability

We have omitted all unnecessary packaging and make sure it is eco-friendly and sustainable.



Your product is designed and manufactured with high quality materials and components, which can be recycled and reused. Please observe the local regulations regarding the disposal of packaging materials, exhausted batteries and old equipment. For recycling information, please visit www.tcl.com



This symbol on a product means that the product is covered by European Directive 2012/19/EU.



This symbol means that the product contains a built-in rechargeable battery covered by European Directive 2013/56/EU which cannot be disposed of with normal household waste. We strongly advise you to take your product to an official collection point.

12 Notice for US and Canada

Compliance notice for US

This device complies with the FCC rules. Operation is subject to the following two conditions:

1. This device may not cause harmful interference, and
2. This device must accept any interference received, including interference that may cause undesired operation.

FCC rules

This equipment has been tested and found to comply with the limits for a Class B digital device, pursuant to Part 15 of the FCC Rules. These limits are designed to provide reasonable protection against harmful interference in a residential installation. This equipment generates, uses and can radiate radio frequency energy and, if not installed and used in accordance with the instructions, may cause harmful interference to radio communications. However, there is no guarantee that interference will not occur in a particular installation. If this equipment does cause harmful interference to radio or television reception, which can be determined by turning the equipment off and on, the user is encouraged to try to correct the interference by one or more of the following measures:

- Reorient or relocate the receiving antenna.
- Increase the separation between the equipment and receiver.
- Connect the equipment into an outlet on a circuit different from that to which the receiver is connected.
- Consult the dealer or an experienced radio/TV technician for help.

FCC Radiation Exposure Statement:

This equipment complies with FCC radiation exposure limits set forth for an uncontrolled environment. This transmitter must not be co-located or operated in conjunction with any other antenna or transmitter.

Compliance notice for Canada

This device complies with Industry Canada licence-exempt RSS standard(s). Operation is subject to the following two conditions: (1) this device may not cause harmful interference, and (2) this device must accept any interference received, including interference that may cause undesired operation.

CAN ICES-3(B)/NMB-3(B)

IC Radiation Exposure Statement

This equipment complies with Canada radiation exposure limits set forth for uncontrolled environments. This transmitter must not be co-located or operating in conjunction with any other antenna or transmitter.

Caution: The user is cautioned that changes or modifications not expressly approved by the party responsible for compliance could void the user's authority to operate the equipment.



13 Trademarks

Bluetooth®

The Bluetooth® word mark and logos are registered trademarks owned by Bluetooth® SIG, Inc. and any use of such marks by TCL Corporation under license.

Siri®

Siri® is a trademark of Apple Inc., registered in the U.S. and other countries.

Google™

Google™ and the Google™ Logo are registered trademarks of Google™ Inc., and Google Assistant™ is a trademark of Google™, Inc.

USB Type-C™

USB Type-C™ is a trademark of USB Implementers Forum.

TCL

TCL is a registered trademark of TCL Corporation in the U.S. and Canada.

All other trademarks and trade names

are the property of their respective owners.

WE ARE READY TO HELP

**contact us first
with any questions**

For more details or for help visit:
www.tcl.com

2020© TCL Communication Ltd. All rights reserved.
This product has been manufactured by and is sold under the
responsibility of TCL Communication Ltd.