




Installation Guide

5-Port Gigabit Desktop Switch with 4-Port PoE


TL-SG1005P

LED Explanation

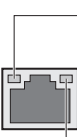
Power

 On: Power on
Off: Power off

PoE MAX

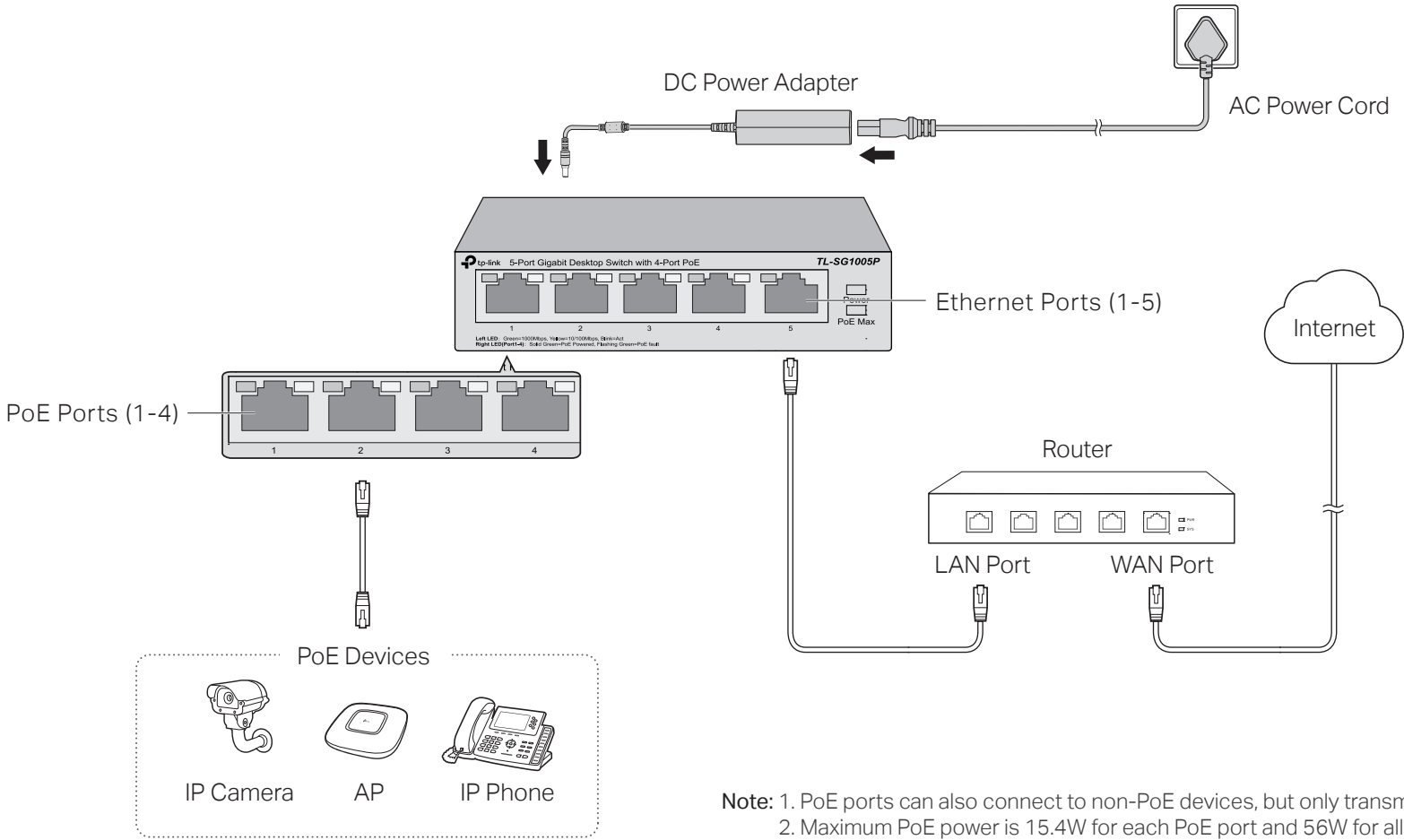
 On: $49W \leq \text{Total power supply} < 56W$
Flashing: Total power supply $\geq 56W$
Off: Total power supply $< 49W$

Link/Act and PoE Status


On (Green): Connected to a 1000Mbps device
On (Yellow): Connected to a 10/100Mbps device
Flashing: Transmitting/receiving data
On: Providing PoE power
Flashing: Current-overload/Short-circuit
Off: Not providing PoE power

Package Contents: TL-SG1005P, Power Adapter, Power Cord, Feet and Installation Guide.

Connection



Frequently Asked Questions (FAQ)

Q1. Why is the Power LED not lit?

The Power LED should be lit when the power system is working normally. If the Power LED is not lit, please try the following:

- A1:** Make sure the AC power cord is connected to the switch with power source properly.
- A2:** Make sure the voltage of the power supply meets the requirements of the input voltage of the switch.
- A3:** Make sure the power source is ON.

Q2. Why is the Link/Act LED not lit while a device is connected to the corresponding port?

Please try the following:

- A1:** Make sure that the cable connectors are firmly plugged into the switch and the device.
- A2:** Make sure the connected device is turned on and works normally.
- A3:** The cable must be less than 100 meters long (328 feet).

Q3. Why is port 4 not supplying power for PoE devices?

If connected PoE device’s total power consumption exceeds 56W, the system will cut off the power to port 4. For example, port 1, 2 and 4 are consuming 15.4W respectively, if an additional PoE device with 12W is inserted to port 3, the system will cut off the power of port 4 to compensate for the overload.



For technical support and other information, please visit <http://www.tp-link.com/support>, or simply scan the QR code.

FCC STATEMENT

This equipment has been tested and found to comply with the limits for a Class B digital device, pursuant to part 15 of the FCC Rules. These limits are designed to provide reasonable protection against harmful interference in a residential installation. This equipment generates, uses and can radiate radio frequency energy and, if not installed and used in accordance with the instructions, may cause harmful interference to radio communications. However, there is no guarantee that interference will not occur in a particular installation. If this equipment does cause harmful interference to radio or television reception, which can be determined by turning the equipment off and on, the user is encouraged to try to correct the interference by one or more of the following measures:

- Reorient or relocate the receiving antenna.
- Increase the separation between the equipment and receiver.
- Connect the equipment into an outlet on a circuit different from that to which the receiver is connected.
- Consult the dealer or an experienced radio/ TV technician for help.

This device complies with part 15 of the FCC Rules. Operation is subject to the following two conditions:

- 1) This device may not cause harmful interference.
- 2) This device must accept any interference received, including interference that may cause undesired operation.

Any changes or modifications not expressly approved by the party responsible for compliance could void the user’s authority to operate the equipment.

BSMI Notice

安全諮詢及注意事項

- 請使用原裝電源供應器或只能按照本產品注明的電源類型使用本產品。
- 清潔本產品之前請先拔掉電源線。請勿使用液體、噴霧清潔劑或濕布進行清潔。
- 注意防潮，請勿將水或其他液體潑灑到本產品上。
- 插槽與開口供通風使用，以確保本產品的操作可靠並防止過熱，請勿堵塞或覆蓋開口。
- 請勿將本產品置放於靠近熱源的地方。除非有正常的通風，否則不可放在密閉位置中。
- 請不要私自打開機殼，不要嘗試自行維修本產品，請由授權的專業人士進行此項工作。



Продукт сертифіковано згідно с правилами системи УкрСЕПРО на відповідність вимогам нормативних документів та вимогам, що передбачені чинними законодавчими актами України.

Specifications

General Specifications

Standard	IEEE802.3i, 802.3u, 802.3ab, 802.3x, 802.3af, 802.1p
Protocol	CSMA/CD
Interface	5 10/100/1000Mbps RJ45 Ports, Auto-Negotiation MDI/MDIX PoE Ports: Port1-Port4, Total Power Supply:56W
Network Media (Cable)	10BASE-T: UTP category 3, 4, 5 cable (maximum 100m); EIA/TIA-568 100Ω STP (maximum 100m)
	100BASE-TX: UTP category 5, 5e cable (maximum 100m); EIA/TIA-568 100Ω STP (maximum 100m)
	1000BASE-T: UTP category 5e cable or above (maximum 100m); EIA/TIA-568 100Ω STP (maximum 100m)
Switching Capacity	10Gbps
MAC Address Table	2K
Transfer Method	Store-and-Forward
MAC Address Learning	Automatically learning, automatically aging
Power Supply	External Power Adapter Input: 100-240VAC, 50/60Hz Output: 48VDC /1.25A
Wall Mountable	Yes
Distance Between Mounting Holes	52mm

Environmental and Physical Specifications

Operating Temperature	0 °C to 40 °C (32 °F to 104 °F)
Storage Temperature	-40 °C to 70 °C (-40 °F to 158 °F)
Operating Humidity	10% to 90%RH non-condensing
Storage Humidity	5% to 95%RH non-condensing

CE Mark Warning

This is a class B product. In a domestic environment, this product may cause radio interference, in which case the user may be required to take adequate measures.

TP-Link hereby declares that the device is in compliance with the essential requirements and other relevant provisions of directives 2014/30/EU, 2014/35/EU, 2009/125/EC and 2011/65/EU. The original EU declaration of conformity may be found at <http://www.tp-link.com/en/ce>.

SAFETY NOTICES

⚠ Cautions

Do not use this product near water, for example, in a wet basement or near a swimming pool. Avoid using this product during an electrical storm. There may be a remote risk of electric shock from lightning.

Explanation of the symbols on the product label

	DC voltage
	Indoor use only
	RECYCLING This product bears the selective sorting symbol for Waste electrical and electronic equipment (WEEE). This means that this product must be handled pursuant to European directive 2012/19/EU in order to be recycled or dismantled to minimize its impact on the environment. User has the choice to give his product to a competent recycling organization or to the retailer when he buys a new electrical or electronic equipment.

EAC Industry Canada Statement

CAN ICES-3 (B)/NMB-3(B)

© 2018 TP-Link