




# Installation Guide

5/8/16-Port Gigabit Desktop Switch


TL-SG105/TL-SG105S/TL-SG108/TL-SG108S/TL-SG116

## LED Explanation


### Power

 On: Power on  
Off: Power off

### Link/Act (For TL-SG105/TL-SG105S/TL-SG108/TL-SG108S)

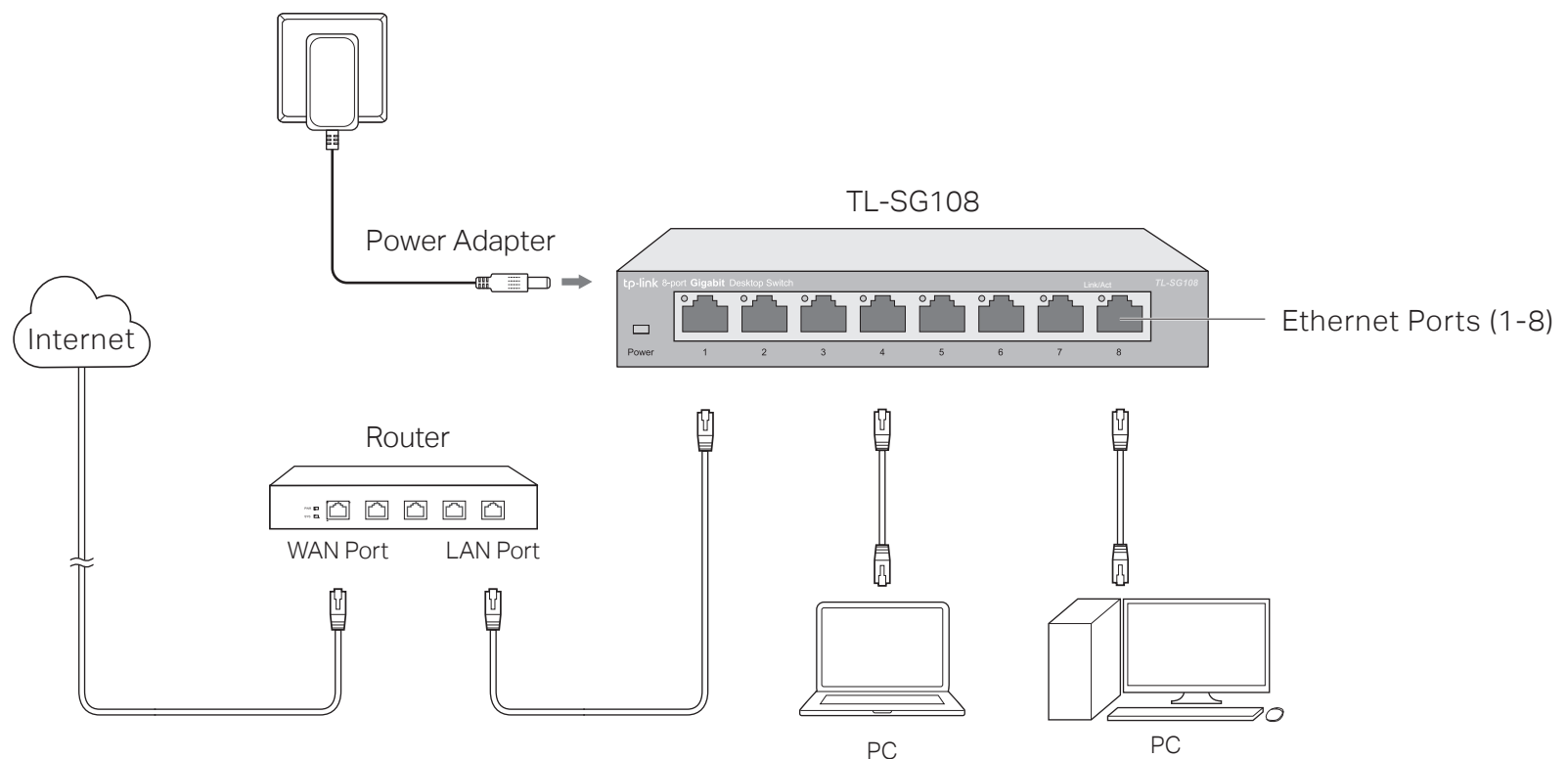
 Link/Act (Green)  
On: Running at 10/100/1000Mbps  
Off: No device is linked to the corresponding port  
Flashing: Transmitting/receiving data

### Link/Act (For TL-SG116)

 1000M (Green)  
On: Running at 1000Mbps  
Flashing: Transmitting/receiving data  
 10/100M (Yellow)  
On: Running at 10/100Mbps  
Flashing: Transmitting/receiving data

Note: For simplicity, we will take TL-SG108 for example throughout this Guide.

## Connection



# Frequently Asked Questions (FAQ)

## Q1. The Power LED is not lit.

The Power LED should be lit when the power system is working normally. If the Power LED is not lit, check as follows:

**A1:** Make sure the power adapter is connected to the switch with power source properly.

**A2:** Make sure the voltage of the power supply meets the requirements of the input voltage of the switch.

**A3:** Make sure the power source is ON.

## Q2. The Link/Act LED is not lit when a device is connected to the corresponding port.

It is recommended that you check the following items:

**A1:** Make sure that the cable connectors are firmly plugged into the switch and the device.

**A2:** Make sure the connected device is turned on and works normally.

**A3:** The cable must be less than 100 meters long (328 feet).



For technical support and other information, please visit <https://www.tp-link.com/support>, or simply scan the QR code.

# Specifications

## General Specifications

Standard	IEEE802.3, IEEE802.3i, IEEE802.3u, IEEE802.3ab, IEEE802.3x, IEEE802.1p
Protocol	CSMA/CD
Data Transfer Rate	Ethernet: 10Mbps (Half Duplex), 20Mbps (Full Duplex) Fast Ethernet: 100Mbps (Half Duplex), 200Mbps (Full Duplex) Gigabit Ethernet: 2000Mbps (Full Duplex)
Network Media (Cable)	10Base-T: UTP category 3, 4, 5 cable (maximum 100m) EIA/TIA-568 100Ω STP (maximum 100m) 100Base-TX: UTP category 5, 5e cable (maximum 100m) EIA/TIA-568 100Ω STP (maximum 100m) 1000Base-T: UTP category 5e cable (maximum 100m) EIA/TIA-568 100Ω STP (maximum 100m)
Interface	5/8/16 10/100/1000Mbps Auto-Negotiation RJ45 Ports
LED Indicators	Power, Link/Act LED
Advanced Features	IGMP Snooping, QoS (802.1p/DSCP Priority)
Transfer Method	Store-and-Forward
MAC Address Learning	Automatically learning, automatically aging
Frame Forward Rate	10Base-T: 14881pps/Port 100Base-TX: 148810pps/Port 1000Base-T: 1488095pps/Port
Wall Mountable	Yes
Distance Between Mounting Holes	TL-SG105/TL-SG105S: 52mm TL-SG108/TL-SG108S: 110mm TL-SG116: 200mm

## Environmental and Physical Specifications

Operating Temperature	0°C to 40°C (32°F to 104°F)
Storage Temperature	-40°C to 70°C (-40°F to 158°F)
Operating Humidity	10% to 90%RH non-condensing
Storage Humidity	5% to 90%RH non-condensing

## BSMI Notice

### 安全諮詢及注意事項

- 請使用原裝電源供應器或只能按照本產品注明的電源類型使用本產品。
  - 清潔本產品之前請先拔掉電源線。請勿使用液體、噴霧清潔劑或濕布進行清潔。
  - 注意防潮，請勿將水或其他液體潑灑到本產品上。
  - 插槽與開口供通風使用，以確保本產品的操作可靠並防止過熱，請勿堵塞或覆蓋開口。
  - 請勿將本產品置於靠近熱源的地方。除非有正常的通風，否則不可放在密閉位置中。
  - 請不要私自打開機殼，不要嘗試自行維修本產品，請由授權的專業人士進行此項工作。
- 此為甲類資訊技術設備，于居住環境中使用時，可能會造成射頻擾動，在此種情況下，使用者會被要求採取某些適當的對策。(For TL-SG116)

### 限用物質含有情況標示聲明書

產品元件名稱	限用物質及其化學符號					
	鉛 Pb	鎘 Cd	汞 Hg	六價鉻 CrVI	多溴聯苯 PBB	多溴二苯醚 PBDE
PCB	○	○	○	○	○	○
外殼	○	○	○	○	○	○
電源適配器	—	○	○	○	○	○

備考1. ○系指該項限用物質之百分比含量未超出百分比含量基準值。  
備考2. —系指該項限用物質為排除項目。

## Explanation of the symbols on the product label

	Indoor use only
	DC voltage
	RECYCLING This product bears the selective sorting symbol for Waste electrical and electronic equipment (WEEE). This means that this product must be handled pursuant to European directive 2012/19/EU in order to be recycled or dismantled to minimize its impact on the environment. User has the choice to give his product to a competent recycling organization or to the retailer when he buys a new electrical or electronic equipment.

## FCC STATEMENT

For TL-SG116

This equipment has been tested and found to comply with the limits for a Class A digital device, pursuant to part 15 of the FCC Rules. These limits are designed to provide reasonable protection against harmful interference when the equipment is operated in a commercial environment. This equipment generates, uses, and can radiate radio frequency energy and, if not installed and used in accordance with the instruction manual, may cause harmful interference to radio communications. Operation of this equipment in a residential area is likely to cause harmful interference in which case the user will be required to correct the interference at his own expense.

For TL-SG105/TL-SG105S/TL-SG108/TL-SG108S

This equipment has been tested and found to comply with the limits for a Class B digital device, pursuant to part 15 of the FCC Rules. These limits are designed to provide reasonable protection against harmful interference in a residential installation. This equipment generates, uses and can radiate radio frequency energy and, if not installed and used in accordance with the instructions, may cause harmful interference to radio communication.

TL-SG116 is a class A product, TL-SG105/TL-SG105S/TL-SG108/TL-SG108S is a class B product. In a domestic environment, this product may cause radio interference, in which case the user may be required to take adequate measures.

## EU declaration of conformity

TP-Link hereby declares that the device is in compliance with the essential requirements and other relevant provisions of directives 2014/30/EU, 2014/35/EU, 2009/125/EC and 2011/65/EU.

The original EU declaration of conformity may be found at <https://www.tp-link.com/en/ce>.

## Industry Canada Statement

CAN ICES-3 (A)/NMB-3(A) (For TL-SG116)

CAN ICES-3 (B)/NMB-3(B) (For TL-SG105/TL-SG105S/TL-SG108/TL-SG108S)



## Safety Information

- Keep the device away from water, fire, humidity or hot environments.
- Do not attempt to disassemble, repair, or modify the device.
- Do not use damaged charger or USB cable to charge the device.
- Do not use any other chargers than those recommended.
- Adapter shall be installed near the equipment and shall be easily accessible.
- Use only power supplies which are provided by manufacturer and in the origin packing of this product. If you have any questions, please don't hesitate to contact us.