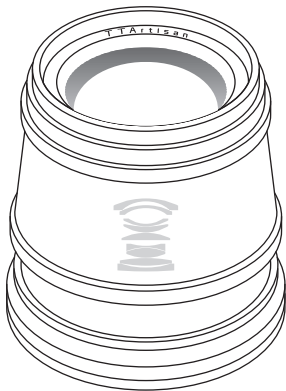


# TTARTISAN



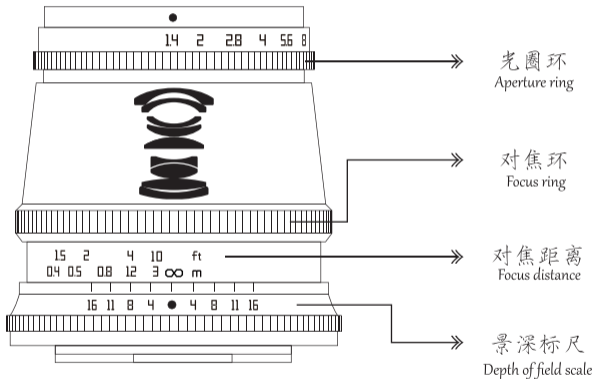
**GOLD PRIZE**



**金賞**

17mm f1.4

产品手册 User Manual



## 镜头参数 lens specification

焦距：17mm

Focal length: 17mm

最大光圈：F1.4

Maximum aperture: F1.4

最小光圈：F16

Minimum aperture: F16

画幅：APS-C

Frame: APS-C

对焦方式：手动

Focus method: manual

卡口：E/X/M43/Z/L

Lens mount: E/X/M43/Z/L

滤镜尺寸：40.5mm

Filter size: 40.5mm

最近对焦距离：0.2m

Closest focusing distance: 0.2m

视角：81度

Angle of view: 81°

光圈叶片：10片

Diaphragm Blades: 10pcs

光学结构：8组9片

Optical Design: 9 Elements in 8 Groups

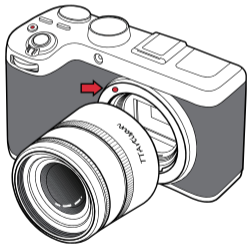
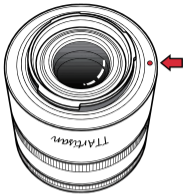
重量：246~273g(约)

Weight: around: 246-273g

## 安装镜头 Install the lens

把镜头卡口上的圆点对准相机上的圆点，然后顺时针转动镜头，听到“嗒”的声音代表镜头已安装到位（安装镜头时请勿按相机上的镜头释放按钮）。

Align the dots on the lens mount with the dots on the camera, and then turn the lens clockwise. When you hear a "click" sound, it means that the lens is in place (do not press the lens release button on the camera when installing the lens).



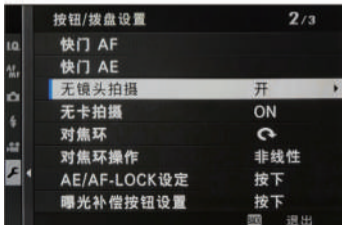
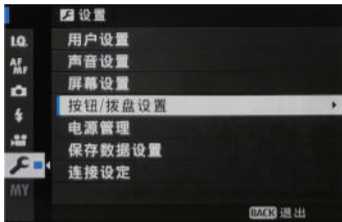
## 卸载镜头 Uninstall the lens

按下相机镜头释放的按钮，然后逆时针转动镜头即可取出。

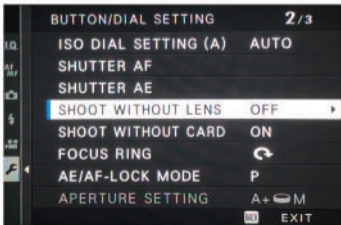
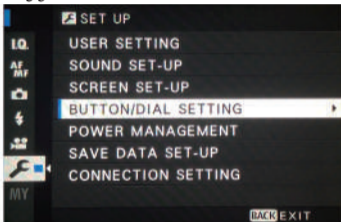
Press the release button, and then turn the lens counterclockwise to remove it.

# 相机设置 Camera settings

## 富士



## Fujifilm



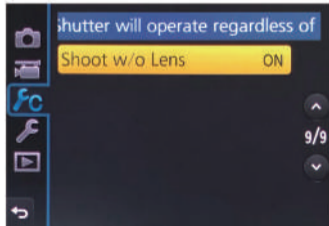
05

## 相机设置 Camera settings

索尼 Sony

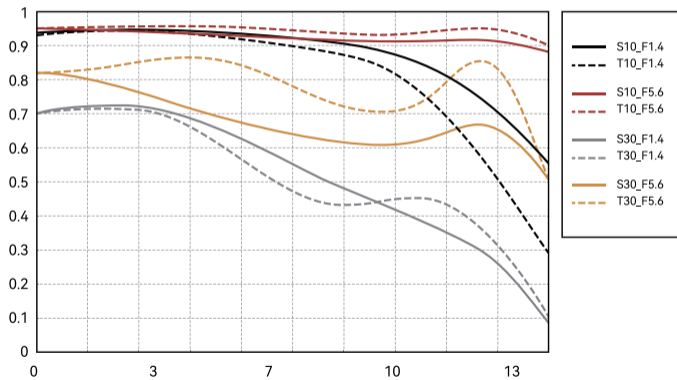


松下 Panasonic





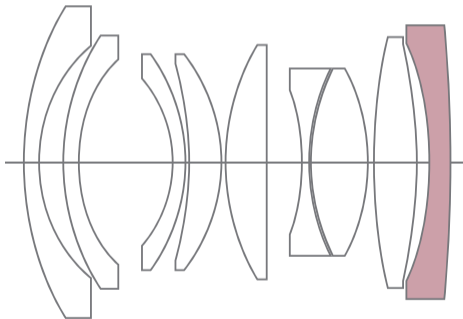
MTF





光学结构图  
Optical design

非球面镜片  
ASPH. Lens (Aspherical)



## 安全提示：

请勿将镜头或相机对着太阳及其他强光源，以免损伤眼睛。  
贮存镜头的环境应避免阳光直射，以免光线汇聚引发火灾。  
请勿将镜头放置于儿童易触及的地方，防止不可估量的危险。

## Warning :

*Do not point the lens or camera directly at the sun or other strong light sources to avoid eye damage.*

*The storage environment of the lens should be kept away from direct sunlight, so as not to converge and heat to cause a fire.*

*Do not place the lens in a place where children can reach it to prevent immeasurable danger.*

## 使用小贴士：

请在干燥环境下贮存镜头，避免受潮发霉，以免影响成像。

本产品不具有防水功能，使用过程应避免水源。

镜头清洁时，请先用气吹吹几下镜片表面，再用干净、柔软镜头布/纸轻轻擦拭。

## Tips :

*Please store the lens in a dry environment to avoid moisture and mold, which may affect the image quality.*

*This product does not have a waterproof function, so avoid water sources during use.*

*When cleaning the lens, please blow the surface of the lens several times with air blower, and then gently wipe with a clean, soft lens cloth/paper.*

以座右銘 · 匠心永雋

The Thinking Artisan