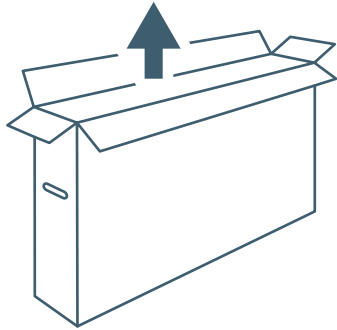
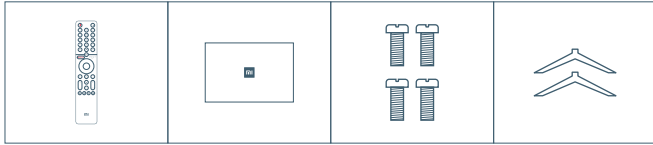


Mi TV P1 32"

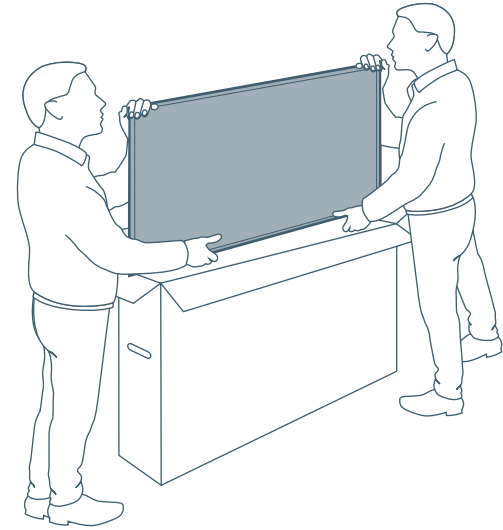
User manual



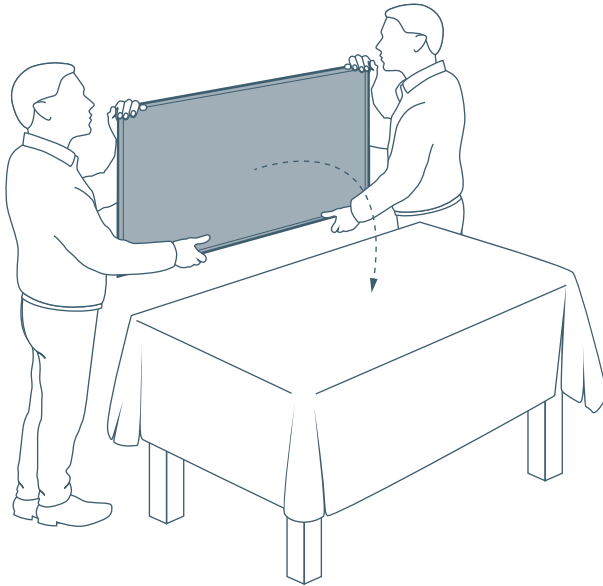
1



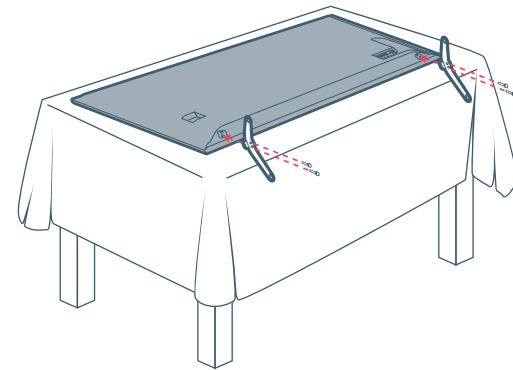
2

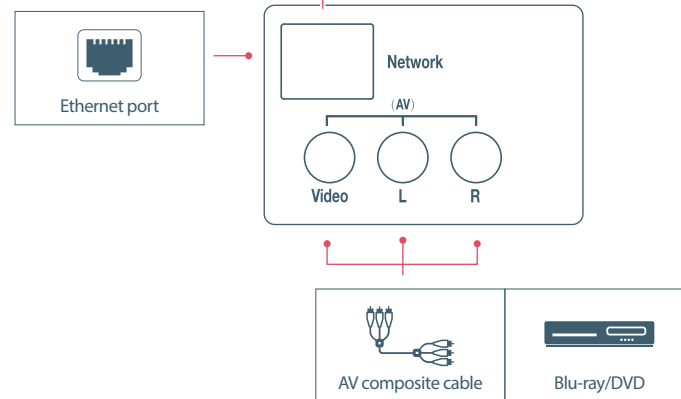
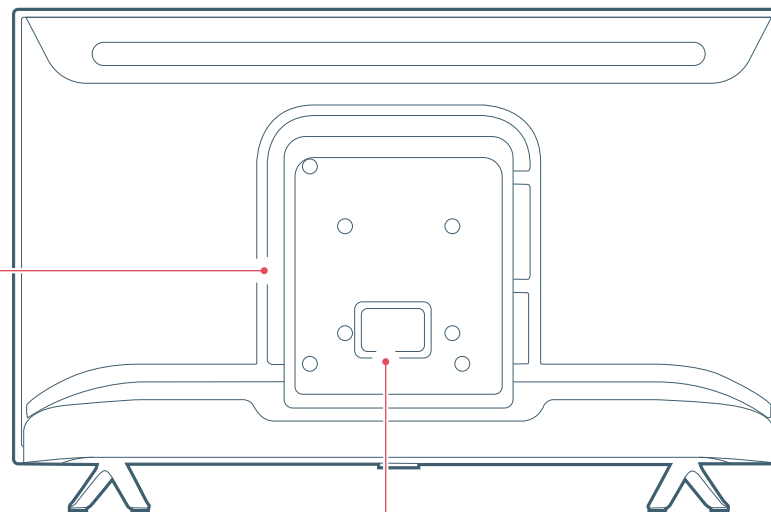
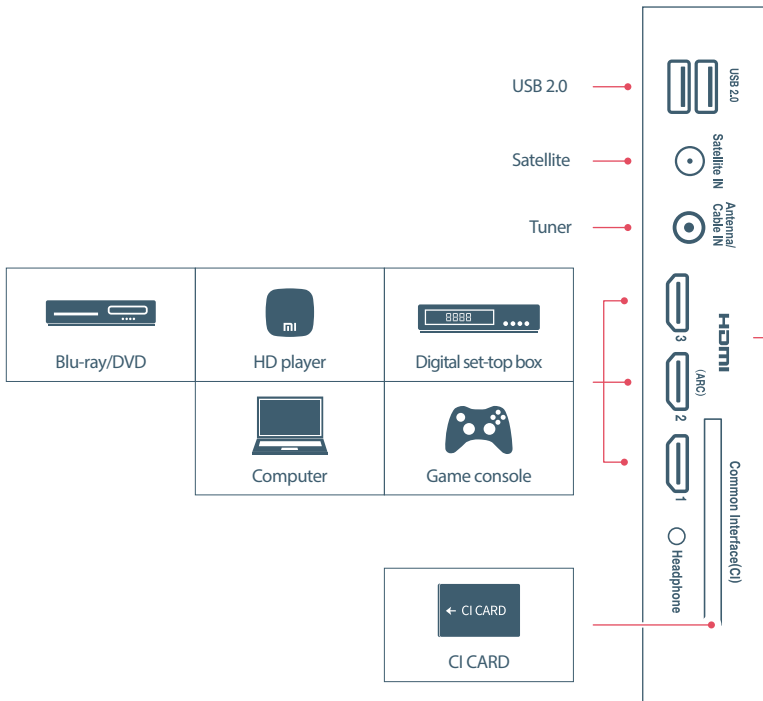


3



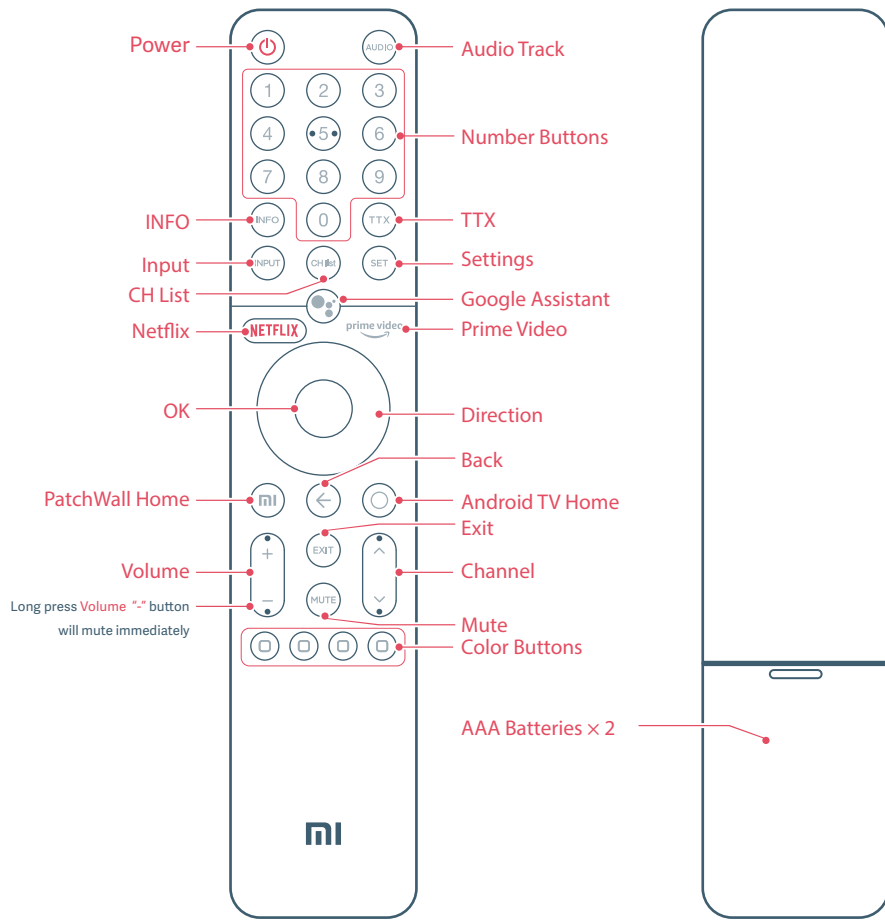
4



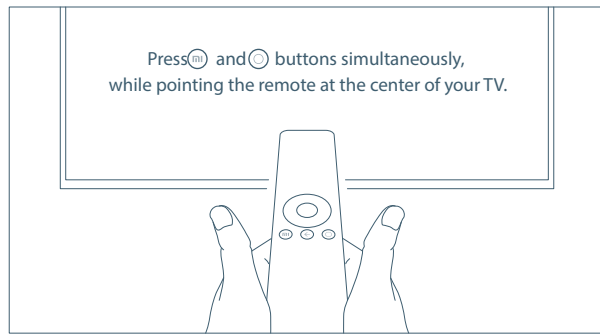


Specs	32"
Model	Android TV L32M6-6AEU
Power Consumption	45W
Screen size	80cm
Screen resolution	1366×768
Voltage	100-240V~ 50/60Hz
Refresh rate	60Hz
CPU	Quad-core CA53
RAM	1.5GB DDR
Flash Storage	8GB eMMC
Graphics processor	Mali-470MP
Wi-Fi	2.4GHz/5GHz
Bluetooth	BT4.2/5.0
Audio formats	FLAC; AAC; OGG; Dolby Audio; DTS-HD
Video formats	MPEG 1/2/4; H.263; H.264; H.265; VP8; VP9

• Using the remote control



- Power:** Turn On and Off the TV.
- Audio Track:** Select audio track from multiple audio tracks.
- Number Buttons:** Gives direct access to channels.
- INFO:** Short press to launch info bar.
- TTX:** Select or exit Teletext mode.
- Input:** Press to select available video sources.
- Settings:** Displays the main on-screen menu.
- CH List:** Press to show channel list or to switch to watch TV when current watching is not on Live TV.
- Google Assistant:** Press the Assistant button on your remote to use your Google Assistant*.
- Netflix:** Gives direct access to Netflix application.
- Prime Video:** Gives direct access to Prime Video application.
- OK:** Press to confirm current selection during navigation. You can pause/play the current video during playback, except Live Channels (Set-Top Box or RF).
- Direction:** Navigate up/down or left/right through content. During playback use left/right buttons to rewind/fast-forward.
- Back:** To go back to the last channel, or to close a menu or a application, or to go back to the previous menu.
- Patchwall Home:** Short press to quickly return to the PatchWall Home screen.
- Android TV Home:** Short press to quickly return to the Android TV Home screen. Long press to open App drawer.
- Exit:** Quit the menu.
- Volume:** To adjust the volume level. Long press Volume "-" button will mute immediately.
- Channel:** On live TV mode, Move the button up or down to select the channel.
- Mute:** Short press to mute/un-mute the volume.
- Color Buttons:** Select options directly.



* The Google Assistant is not available in certain languages and countries.

• Important precautions

Installation

- The TV should be installed near an AC power outlet that can be easily plugged and unplugged.
- Place the TV on a smooth, flat surface to avoid the TV falling and causing injury, or damaging the TV.
- If you intend to install a TV wall mount, we recommend that you use an authorized TV wall mount.
- The diameter and length of the screws will vary depending on the wall mount model. Failure to use the correct screws may cause the TV to fall or lead to internal damage.

Moving

- Disconnect all cables before moving the TV.
- Large TV need 2 or more people to move safely. Avoid applying pressure to the LED panel when moving the TV. Avoid shaking the TV or exposing it to excessive vibrations.
- When moving the TV to a new location or to carry out repairs, package the TV using the original box and packaging materials.

Ventilation

- Do not cover the ventilation holes or insert any objects into the case.
- Keep a space for ventilation around the TV.

Wall mounting

In order to ensure proper ventilation and prevent the buildup of dust or dirt:

- Do not mount the TV flat, upside-down, or backwards, or side mount the TV.
- Do not place the TV on a shelf, carpet, bed, or closet.
- Do not cover the TV with fabric (such as curtains) or other materials (such as newspapers).

AC power cord

Use the AC power cord and socket according to the instructions below to avoid fire, electric shock, damage, or personal injury:

- Insert the plug completely into the AC outlet.
- Use the TV with a 100-240V AC power supply.
- When connecting cables, the AC power cord should be unplugged for safety reasons. Be careful not to trip over cables.
- Before carrying out work or moving the TV, disconnect the AC power cord from the AC power outlet.
- Keep the AC power cord away from heat.
- Unplug the AC power plug and clean it regularly. If the plug is covered with dust and has water vapor, its insulation quality may deteriorate, producing a fire risk.
- Avoid excessive pinching, bending, modifying, or twisting of the AC power cord, otherwise the wires may become exposed or broken.
- Do not place any heavy objects on the AC power cord.
- Do not pull the AC power cord when disconnecting the power.
- Do not connect too many devices on the same AC power outlet.
- Do not use unsuitable AC power outlets.

Children

- Do not let children climb the TV.
- Place small objects out of the reach of children in order to avoid swallowing.

Optional items

- Keep optional accessories or any devices that emit electromagnetic radiation away from the TV in order to avoid image distortion or noise.

In case of the following problems ...

- The AC power cord is damaged.
- The AC power outlet is not suitable.
- The TV is damaged due to a drop or impact.
- Any liquid or solid object falls into the case through an outlet, turn off the TV and immediately unplug the AC power cord.

Usage restrictions

Do not install/use the TV in the following places, environments, or conditions, otherwise the TV may malfunction and cause a fire, electric shock, damage, or personal injury.

- Places:

Outdoors (in direct sunlight), by the sea, in a ship or other vessel, inside a car, in a medical institution, at an unstable location, next to water, or in a place exposed to rain, moisture, or mildew. If the TV is placed in the dressing room of a public bath or spa, it may be damaged by the sulfide in the air.

- Environment:

Hot, damp, or dusty places; places where insects may enter; places that may be exposed to mechanical shock; next to flammable objects (such as candles). The TV should not be exposed to dripping or splashing water, and do not place any items containing liquid such as flower vases on top of the TV. Do not place the TV in a damp or dusty place, or in a room with steam or fumes (near a stove or humidifier) to avoid fire, electric shock, or deformation. Do not boil water, heat, cook noodles, or use mosquito coils near the TV.

- Conditions:

Do not use the TV when your hands are wet, when the case is open, or with accessories that are not authorized by the manufacturer. In the case of a lightning storm, disconnect the TV from the AC power cord and AC outlet. Do not install the TV in an open-air location. Failure to follow these conditions may result in personal injury or damage, or cause objects to strike the TV.

- Damage to Mi TV screen

Do not throw any objects toward the TV, otherwise the screen may be broken due to the impact and cause serious injury. In case of damage to the surface of the TV, do not touch the TV before the AC power cord has been unplugged, otherwise electric shock may occur.

- Operating conditions:

Operating temperature: 0°C–40°C; Storage temperature: -15°C–45°C; Relative humidity: <80%.

Precautions

- Watch TV in appropriate lighting conditions. Watching TV in insufficient light or for long periods can damage your eyesight.

- The screen and case will get hot when the TV is working. This is normal.
- Not support the decoding of DTS-CD bitstream coming in from HDMI IN.

Using and cleaning the screen/case of the Mi TV

Before cleaning the LED TV, ensure that the AC power cord is disconnected from the AC power outlet. In order to avoid deterioration of the casing materials or corroding the screen coating, please observe the following precautions.

- Wipe with a soft cloth to remove any dust on the surface of the screen/case. If there is still dust, wipe with a soft cloth that has been moistened with a mild detergent.
- Do not spray water or detergent directly onto the TV. It may drip to the base of the screen or external parts, causing malfunction.
- Do not use scrub pads, alkaline/acid cleaners, scouring powder, or volatile liquids, such as alcohol, volatile oils, thinners, or insecticides. The use of the above materials or prolonged contact with rubber or vinyl products may cause damage to the screen surface and casing materials. It is recommended that you regularly clean the vents to ensure proper ventilation.
- When adjusting the angle of the TV, slowly move the TV to prevent it moving or slipping from the base.

RoHS compliance – European Union

Xiaomi products sold in the European Union, meet the requirements of Directive 2011/65/EU and its subsequent amendments directive (EU) 2015/863 on the restriction of the use of certain hazardous substances in electrical and electronic equipment

Simplified EU Declaration of Conformity

Hereby, Beijing Xiaomi Electronics Co.,Ltd declares that the radio equipment type Mi TV is in compliance with Directive 2014/53/EU.

The full text of the EU declaration of conformity is available at the following internet address:

<http://www.mi.com/global/service/support/declaration.html>

RF Frequency and Power

This device offers the following frequency bands in EU areas only and maximum radio-frequency power

Bluetooth 2402MHz-2480 MHz:<10dBm

Wi-Fi 2412MHz-2472 MHz:<20dBm

Wi-Fi 5180MHz-5320 MHz:<20dBm

Wi-Fi 5500MHz-5700MHz:<20dBm

Wi-Fi 5745MHz-5825 MHz:<14dBm

This device is restricted to indoor use only when operating in 5150-5350MHz frequency range in following countries:

AT	BE	BG	HR	CY	CZ	DK	EE	FI	FR	DE	EL	HU	IE
IT	LV	LT	LU	MT	NL	PL	PT	RO	SK	SI	ES	SE	UK

In accordance with Article 10.2 in Directive 2014/53/EU (RED), this device can be operated in at least one Member State without infringing applicable requirements on the use of radio spectrum.



For the purpose of recycling to facilitate effective utilization of resources, please return this product to a nearby authorized Collection Centre, registered Dismantler or Recycler when disposing of this product.

What the Wheelie Bin symbol means: The symbol says don't dispose your e-waste into the municipal waste collection bins. That's because these wastes are hazardous in nature and need to be recycled in a special way.

How to dispose this product

Carry it to the nearest service center of Xiaomi authorised agency. Instructions of handling the product during and after its use and Do's and Don'ts with respect to handling the product;

Do's:

- Always look for information on the catalogue with your product for end-of-life equipment handling.
- Ensure that only Authorized Recyclers repair and handle your electronic products.
- Always call Authorized E-waste Recyclers to Dispose products that have reached end-of-life.
- Always drop your used electronic products, batteries or any accessories when they reach the end of their life at your nearest Authorized E-Waste CollectionCenter / Collection Point.
- Wherever possible or as instructed, separate the packaging material according to responsible waste disposal options and sorting for recycling.

Don'ts:

- Do not dismantle your electronic Products on your own.
- Do not throw electronics in bins having "Do not Dispose" sign.
- Do not give e-waste to informal and unorganized sectors like Local Scrap Dealer/ Rag Pickers.

Chromecast built-in Cast your favorite entertainment apps-movies & TV shows, music, games, sports and more-from your Android or iOS device, Mac or Windows computer, or Chromebook to Mi TV. Find Chromecast-enabled apps at g.co/castapps.

Dolby Audio Manufactured under license from Dolby Laboratories. Dolby, Dolby Audio and the double-D symbol are trademarks of Dolby Laboratories Licensing Corporation.

For DTS patents, see <http://patents.dts.com>. Manufactured under license from DTS Licensing Limited. DTS, the Symbol, & DTS and the Symbol together, are registered trademarks, and DTS-HD is a trademark of DTS, Inc. © DTS, Inc. All Rights Reserved.

The terms HDMI and HDMI High-Definition Multimedia Interface, and the HDMI Logo are trademarks or registered trademarks of HDMI Licensing Administrator, Inc. in the United States and other countries.

Google, Android, YouTube, Android TV and other marks are trademarks of Google LLC.

Manufacturer's Authorized EU Representative

Name: Xiaomi Technology Netherlands B.V

Address: Prinses Beatrixlaan 582, 2595BM, The Hague, The Netherlands



Importer:
Beryko s.r.o.
Na Roudné 1162/76, 301 00 Plzeň
www.berkyo.cz